

Your Choice

BLACK ANGUS BULL SALE

55 Yearlings
6 - 2 Year Olds
Ranch Horse Prospect



**DELORME
ANGUS
SINCE 1967**

FRIDAY, APRIL 20, 2012 - 1:00 PM -

**COWTOWN LIVESTOCK
MAPLE CREEK, SK**

Welcome to this year's Your Choice Black Angus Bull Sale

Well, here we are in 2012 ... Cow/calf producers have waited a long time for this upswing and renewed optimism in the cattle industry. We are excited to offer another group of top set Angus bulls to you. With the variety and selection of bulls available, there is sure to be something for everyone, depending on what is important to you and what direction you want your herd to go. We continue to strive for functional, along with performance and these bulls show great potential.

Your herd sire prospects are presented with pictures, performance data, EPDs, and visual appraisals. On the last page (page 44) is an abbreviated summary to reference Sires and Dams with the bull's tag and page number. We also hope to get videos of the bulls online. ' www.YourChoiceBullSale.ca ' will take you directly to the "Bull Sale Page(s)" of the web site.

A great deal of emphasis is placed on our cow herd so you will find many pictured to support your appraisal of the offering this year. The breeding herd has a strong backing – generations of, in fact – starting with the IJS prefix in the late 60's. After all these years we are still very passionate about the Angus Cow. We are a family operation, where four generations are out and about so good dispositions are a must. Whether it is from the Purebred side or the Commercial, the Black broody mama cow has a lot to offer. With that said – it seems the ideal place to mention the 26th annual offering of **replacement heifers** we are bringing to town. Not bull sale day but the day before. To avoid repetition, please see details on page 2. On page 21 you will be introduced to the **ranch horse prospect** we are offering in the Bull Sale.

We hope you can be with us on April 20th, but if not, we invite you to call with any questions you may have. We have a competent support team to help you with absentee purchases. If you have time to make it out before the sale, the coffee is always on if you would like to look at the sale bulls, cows and walking sires that raised them.

Thank you to the many customers who have become friends and repeat customers over the years. You have taken the time out of your busy schedule to look through our catalogue which is very much appreciated. We look forward to hearing from you and welcome the opportunity to earn your business and truly offer "*Your Choice*" of Angus genetics.

*Don and Connie Delorme
Darby, Sarah, Isabella & Mackayla Delorme
Kalee, Benny, Nevaeh & Aeverie Hofer*



Jo & Alfred Warberg



Flo & John Delorme

Boundary Angus & Simmental:

Darby & Sarah Delorme: 306-299-2006

Jay En Dee Angus

Isabella & Mackayla Delorme

Darby cell: 306-662-7993

email: boundaryranch@sasktel.net

Box 28, Robsart, SK S0N 2G0

Kay Dee Angus:

Benny & Kalee Hofer: 403-952-9015

Prairie Pride Angus

Nevaeh & Aeverie Hofer

Medicine Hat, AB

Bear Creek Angus:

Chad Weiss: 306-558-4401

Chad cell: 306-662-7060

Box 1197, Maple Creek, SK S0N 1N0



Delorme's South Shadow Angus, APHA & AQHA Horses:

Don & Connie Delorme: 306-299-4494

Don cell: 306-299-7778

email: dcdelorme@sasktel.net

Box 28, Robsart, SK S0N 2G0

www.DelormeAngus.ca

SALE INFORMATION

Friday, April 20, 2012 ~ 1:00 PM CST @ Cowtown Livestock Exchange

Sale will be held at Cowtown Livestock Exchange 1 mile East of Maple Creek, Sask.

Sight Unseen Purchase Program: If you would like to place a bid on any lot but cannot attend the sale, please contact the Cowtown Office (306) 662-2648 or Wayne Bowyer, Manager (306) 662-7371. They will competently and discretely handle your bidding instructions.

No yearlings are sold before the sale.

Viewing the Bulls: The bulls are available for your appraisal at the ranch until **Tuesday, April 17th** at which time they will be moved to the Cowtown yards where they will be available for viewing from the time of their arrival until sale time on April 20th. We encourage you to stop in and take a look at this year's offering, as well as the sires, dams and siblings.

Buyer Registration: Please register for a buyer number at the office prior to purchasing.

Sale Order: Bulls will sell in catalogue order ~ Index page 44

Bull Evaluation & Health: All bulls will have a complete fertility exam and semen test done prior to sale. Bulls will not be sold on a 'deferred' result. Current weights and scrotal measurements will also be available prior to sale. Bulls have been vaccinated: Travax 8, IBR/P13/BVD (StarVac/SomnuStar PH) and pesticide poured.

Bull Guarantee: We guarantee to provide you with a sound, fertile bull capable of servicing a reasonable number of females. In the event that your bull is a non-satisfactory breeder, he will be replaced with a bull of equal value, or a credit will be given towards the purchase of another South Shadow bull. We will not provide replacement or credit for physical injury or mismanagement. Each animal becomes the responsibility of the purchaser as soon as sold. If you have a problem with a bull please notify us immediately.

Terms: All bulls sell under the suggested Terms & Conditions of the Canadian Angus Associations. Terms of sale are cash or cheque payable to Cowtown Livestock. No bulls will be released without satisfactory settlement.

When making settlement for your purchases, please leave specific instructions - NAME and ADDRESS - for transferring of registration certificates.

Insurance: Insurance will be available sale day, on location from a Blythman Agency's representative. (306) 662-2604

View the Catalogue, Videos
[and colored pictures] Online at:
www.DelormeAngus.ca

Sale Accomodations:

Maple Creek Motor Inn: 306-662-4431
Cypress Park Resort Inn: 306-662-4477
Cypress Hills Motor Inn: 306-662-2639

Trucking Incentive

Any buyer taking his bulls home on sale day will receive a \$50.00 discount applied to each bull that is taken home.

Keep and Feed Program

We will keep your bull(s) here at the ranch until you are ready for them and can come pick them up. The bull(s) can remain until May 1, 2012 at no cost, on the condition that you insure your bulls. After May 1, there will be a \$3 per day charge.

Online Viewing and/or Bidding

This year's sale will once again offer streaming video from ringside.

To pre-register, visit

www.agrimart.ca

- then tune in to

www.agrimart.ca/cowtown/

SALE DAY PHONES

Wayne Bowyer @ Cowtown (306) 662-7371 • Cowtown Office (306) 662-2648
Don's cell (306) 299-7778 • Darby's cell (306) 662-7993 • Chad's cell (306) 662 - 7060

Be sure to join us for a Complimentary Pre-Sale Lunch of Beef and Pie

For Your Convenience

- Page 40:** Herd Management .. the Feeding! / How to Read Performance / Elite Cow Program
- Page 41:** Weight/Performance Averages Summary Report
- Page 41-43:** How to Read and Use EPDs
- Page 44:** Bull Index with tag #, sire, dam & page number

As you turn the pages in this book you will find pedigrees carrying the family member's prefixes of SSA, DLD, KD, NPP and the foundation IJS. In 2009, the Jay En Dee (IJS) herd name was transferred to Darby and Sarah's daughters; Isabella and Mackayla and the Prairie Pride (NPP) herd name, which was Alfred and Jo's in the 60's & 70's, was registered to Kalee and Benny's daughters; Nevaeh and Aeverie.

COMMERCIAL REPLACEMENT HEIFERS

From the Delorme and Wardberg commercial herds is the 26th Annual offering of 80 Black yearling heifers.

Heifers are consigned to the April 19th Replacement Female Sale at Cowtown Livestock.



The Black Cow 'is' our commercial herd and has been since 1948, when Grandpa (Ole) Wardberg brought the first to this area. Yes, a few colored ones have come and gone through the second and third generations of the family, but we seem to get along best with the Blacks ~ the type of cattle that are sympathetic to our environmental and industry challenges. On April 19th you'll have the opportunity to purchase from 80 to 100 home-grown Black replacement heifers. This will be our 26th annual offering of straight-bred Angus females, all sired by home-raised bulls. *New to our program are the F1 crossbred Black Simmental/Angus Heifers.* These are also sired by home-raised bulls from Darby and Sarah's purebred Simmental herd. Half of the commercial herd was bred Black Angus, the other half, Black Simmental. These fancy heifers will equally represent the two breed sire groups. Photos of the Sires, Dams and Heifers are available on our ranch web site.

This special sale features straightbred and crossbred heifers from area producers – please give Cowtown a call about the consignments. 1-306-662-2648



Reference Sire **SSAP RAIN ON 35R**

SSA 35R 1260304 January 30, 2005

Cudlobe Rainmaker 39K
SOUTH SHADOW RAIN MAN 2M
South Shadow Diamond 13K

Bon View New Design 878
SOUTH SHADOW JOYCE 28N
Jay En Dee Joyce 32G

Stevenson Rainmaker 630G
Cudlobe Kyma 18H
Papa Equator 2928
Jay En Dee Pride 43D
B/R New Design 036
Bon View Gammer 85
Q A S Traveler 23-4
Jay En Dee Joyce 21-91D

EPDs / Accuracy							Act	ADJ.	ADJ.
BW	WW	YW	MILK	TM	CE	MCE	BW	205	365
-1.0	+18.5	+46.4	+21.2	+30	+10.0	+10.0	72	600	1081

WALKING HERD SIRE: 35R is a very stylish, good-footed bull; muscular, lots of nuts and an old style Angus head. His daughters producing now are smaller framed, like his mother, and you can't beat their udder quality. Five daughters with sons selling; 29T, 52T, 9108, 9109, 9139 (look for those girls on page 44). Top: 1% BW, 3% CE, 8% MCE. Sire of Sale Bulls: 159Y (pg 30), 162Y (pg 30)



AKITA 9139W



EILEEN 9108W

Reference Sire **SSAP 104 FREEDOM 92U**

SSA 92U 1488119 February 19, 2008

Connealy Forefront
TC FREEDOM 104
TC Ruby 9095

Whitestone Widespread MB
SOUTH SHADOW AKITA 21L
South Shadow Akita 7G

Connealy Frontline
Eileen Heartland Conanga
TC Stockman 365
TC Ruby 4068
N Bar Emulation EXT
MB Rachel 2173
Minerts Fortune 2000
Jay En Dee Pride 14-89E

EPDs / Accuracy							Act	ADJ.	ADJ.
BW	WW	YW	MILK	TM	CE	MCE	BW	205	365
+0.8	+42.4	+67.3	+21.1	+42	+9.0	+13.0	67	576	1062

WALKING HERD SIRE: 92U has a lot of performance with a big foot and lots of testicle. He was never in a halter but sure has a very quiet disposition. His sire, TC Freedom has left exceptional females. His dam, 21L was sired by the Widespread bull who expressed a lot of muscle and performance. 21L was sold & flushed with embryos going to the UK. EPDs in the top: 10% BW, 25% milk, 6% CE, 1% MCE.

Sire of Sale Bulls: 85Y (pg 9), 125Y (pg 8), 136Y (pg 8), 155Y (pg 35)
165Y (pg 9), 166Y (pg 36), 172Y (pg 35)



TC FREEDOM 109



AKITA 21L

Reference Sire **SSA 109 IN FOCUS 35U**

SSA 35U 1456393 January 22, 2008

SAF Focus of ER
Mytty In Focus
Mytty Countess 906

Grandview Womack Direct
SSAP EILEEN 42P
South Shadow Eileen 17F

SAF Fame
GDAR Forever Lady
Sitz Alliance 6595
Baldridge Countess 357
B/R New Design 036
Mengs Miss Skymere 78B
Jay En Dee Touchstone 131-32D
Jay En Dee Eileen 36D

EPDs / Accuracy							Act	ADJ.	ADJ.
BW	WW	YW	MILK	TM	CE	MCE	BW	205	365
-0.0	+51.4	+92.3	+17.2	+43	+11.0	+12.0	72	661	1167

WALKING HERD SIRE: 35U was kept to cover our heifers. He sires long, smooth calves with good performance, nice dispositions and big nuts. His dam is a front pasture kind of cow. Some of his calves have been in the eighties but built long and right, we've never had to assist one. A daughter, 118X, pictured to right is a maternal sister to the lead off bull. EPDs in the top: 5% BW, 15% WW, 10% YW, 25% TM, 2% CE, 1% MCE.

Sire of Sale Bulls: 36Y (pg 32), 44Y (pg 10), 81Y (pg 31), 87Y (pg 11), 101Y (pg 31), 111Y (pg 10), 127Y (pg 32), 128Y (pg 11), 139Y (pg 31), 149Y (pg 11)



EILEEN 42P



35U DAUGHTER

Reference Sire **SSA 4200 NETWORTH 73W**

SSA 73W 1503507 January 28, 2009

S A V 8180 TRAVELER 004
S A V NET WORTH 4200
 S A V MAY 2410

B/R NEW FRONTIER 095
SSAP JOYCE 18R
 SOUTH SHADOW JOYCE 25K

SITZ TRAVELER 8180
 BOYD FOREVER LADY 8003
 S A F 598 BANDO 5175
 S A V MAY 6269
 B/R NEW DESIGN 036
 WHITE FENCE PRIDE H1
 E&B 1483 SCOTCHMAN 543
 SOUTH SHADOW JOYCE 9F



EPDs / Accuracy							Act	ADJ.	ADJ.
BW	WW	YW	MILK	TM	CE	MCE	BW	205	365
+4.2 47%	+53 36%	+98 29%	+24 22%	+51	+3.0 32%	+8.0 19%	97	758	1244

WALKING HERD SIRE: This young sire's first set of bull calves finished with an avg. Yearling Ratio of 114 [Lifetime: 106]. His thickness, volume and width are giving his sons an above average Birth [avg: 88 lbs] to Yearling Weight spread. His Dam, 18R, had the 2011 High Seller to B Armstrong. Check out her 2011 Density son, 39Y on page 19. EPDs in the top: 10% WW, 6% YW, 10% MILK, 7% TM, 20% MCE.

Sire of Sale Bulls: 89Y (pg 19), 113Y (pg 38), 119Y (pg 20), 147Y (pg 38), 181Y (pg 39), 183Y (pg 20)



33X (18R x Attraction)

JOYCE 18R

Reference Sire **S A V NET WORTH 4200**

IMP 4200P 1309743 Born: 2004

SITZ TRAVELER 8180
S A V 8180 Traveler 004
 BOYD FOREVER LADY 8003

S A F 598 BANDO 5175
S A V MAY 2410
 S A V MAY 6269

G D A R Traveler 71
 Sitz Everelda Intense 1137
 AAR New Trend
 S V F Forever Lady 57D
 Bon View Bando 598
 S A F Royal Lass 1002
 Rito 9FB3 of 5H11 Fullback
 S A R Prospector May 9124



EPDs / Accuracy							Act	ADJ.	ADJ.
BW	WW	YW	MILK	TM	CE	MCE	BW	205	365
+4.6 98%	+59 96%	+111 95%	+29 88%	+59	+4.0 82%	+7.0 83%	90	995	1573

Is leaving thick, muscular calves with volume and eye-appeal. His daughters, in production here, are easy-fleshing and good uddered. Net Worth shares the same bottom cow family as Density. The (Prospector) May cow family goes back to Jay En Dee Mandy, a cow bred by Don's parents. Top: 3% WW, 1% YW, 2% milk, 1% TM. Sire of Reference Sire, 73W above. Sire of Sale Bull: 35Y (pg 9)

Eight Net Worth daughters have bulls in the sale. Check the Index section on page 44. Look for cows; 931, 956, 908, 920, 934, 818, 846 & 143U

Reference Sire **S A V 004 DENSITY 4336**

IMP 4336P 1266311 Born: 2004

SITZ TRAVELER 8180
S A V 8180 TRAVELER 004
 BOYD FOREVER LADY 8003

LEACHMAN RIGHT TIME EXT
S A V MAY 7238
 SAR PROSPECTOR MAY 9124

GDAR Traveler 71
 Sitz Everelda Entence
 AAR New Trend
 SVF Forever Lady 57D
 Emulation N Bar 5522
 Leachman Erica 0025
 R&J Prospector 341
 SAR Classic May 7278



EPDs / Accuracy							Act	ADJ.	ADJ.
BW	WW	YW	MILK	TM	CE	MCE	BW	205	365
+4.0 94%	+52 91%	+94 87%	+26 78%	+52	+3.0 75%	+4.0 68%	84	940	1486

Admired for his consistent ability to improve structural integrity, phenotype, body depth and maternal function. His daughters have been touted by top cattlemen to have EXT-like udders. Pictured at right is a Density son, 26T (by Ruby 12N) and an Eileen daughter by Density, 35T

Top: 10% WW, 10% YW, 5% milk, 6% TM.

Sire of Sale Bulls: 27Y (pg 18), 39Y (pg 19), 145Y (pg 19)



DENSITY 26T

EILEEN 35T

Reference Sire **F V 20K KING 308M**

FV 308M 1117753 Born: 2002

RONAN TEX 10X
RAFTER S RONAN TEX 20K
GLENNIE PRIDE 69E

TARAUS JAZMAN 59Y
QUEEN 362E
QUEEN L4 587U

Angus Acres Tex 16S
Ronan Matilda 30R
Banner Concord 34X
Glennie Pride 24Y
KBJ Round Mr Angus 2P
Everblack Barbara Rose 18W
King L4 849P
Queen L4 697S

EPDs / Accuracy							Act	ADJ.	ADJ.
BW	WW	YW	MILK	TM	CE	MCE	BW	205	365
+2.4	+47.9	+83.8	+28.7	+52	+9.0	+6.0	75	671	-

A proven sire for moderation of frame score, flawless phenotype and body composition. Only 1 son and he is a feature bull for Darby and Sarah. EPDs in the top: 25% WW, 25% YW, 2% MILK, 6% TM, 6% CE.

Sire of Sale Bulls: 12Y (pg 14)



2010 Sons to L Armstrong and T Jacksteit

Reference Sire **ANKONIAN WERNER WILD FIRE 96**

IMP 96S 1424039 Born: 2006

SITZ TRAVELER 8180
S A V 8180 TRAVELER 004
BOYD FOREVER LADY 8003

WCC SPECIAL DESIGN L309
FSR ELBA SPECIAL DESIGN S406
WCC ELBA M82

GDAR Traveler 71
Sitz Everelda Entence
AAR New Trend
SVF Forever Lady 57D
Bon View New Design 878
N Bar Primrose 2424
Twin Valley Precision E161
Forsythe Elba 2055

EPDs / Accuracy							Act	ADJ.	ADJ.
BW	WW	YW	MILK	TM	CE	MCE	BW	205	365
+2.5	+55.7	+104.6	+22.4	+50	+5.0	+8.0	80	952	1522

This mid 6 frame bull is exceptional in terms of structure and phenotype. Early calves are showing excellent growth and muscle. Stop in and see the half dozen feminine, moderate framed and hairy heifers in the keeper pen.

Top: 8% WW, 2% YW, 15% milk, 8% TM, 25% CE, 20% MCE.

Sire of Sale Bulls: 25Y (pg 25), 51Y (pg 25), 63Y (pg 34), 72Y (pg 34)



2010 Sons to K Thierman and B Whitney

Reference Sire **BC LOOKOUT 7024**

IMP 4168P 1359327 Born: 2004

O C C EMBLAZON 854E
O C C LEGEND 616L
O C C BLACKBIRD 632J

PAPA EQUATOR 2928
GIBBET HULL MIGNONNE E37
GIBBET HILL MIGNONNE TR 29

DHD Traveler 6807
Dixie Erica of C H
OCC Gladiator 612G
OCC Blackbird 824G
Papa Power 096
Papa Envious Blackbird 8849
QAS Traveler 23-4
Gibbet Hill Mignonne S24

EPDs / Accuracy							Act	ADJ.	ADJ.
BW	WW	YW	MILK	TM	CE	MCE	BW	205	365
+2.5	+52.9	+87.8	+16.6	+42	+6.0	+1.0	74	765	1370

A proven sire for moderation of frame score, flawless phenotype and body composition. Two daughters pictured have bulls in the sale 109Y (pg 36), 183Y (pg 20). Top: 10% WW, 20% YW, 20% CE

Sire of Sale Bull: 94Y (pg 37)



Two daughters; Akita 12U & Akita 51U

Reference Sire **SALT CREEK BOB 7003**

IMP 703T 1487638 Born: 2007

HOFF LIMITED EDITION SC 594
HOFF INSIGNIA 697 224
 HOFF SUNSHINE S C 3386

HOFF HEAD OF THE CLASS SC534
HOFF BLACKBIRD S C 244 939
 HOFF TRENDY S C 779

HOFF CHARGER S C 242
 HOFF BOSS LADY S C 3V9
 S V F BANDOLIER
 HOFF HUSKERS GIRL S C 490
 AMDAHLS FIRST CLASS 12
 HOFF ULTRESS S C 716
 V D A R NEW TREND 315
 HOFF MISS DALLAS OF S C 418



EPDs / Accuracy							Act	ADJ.	ADJ.
BW	WW	YW	MILK	TM	CE	MCE	BW	205	365
+3.6 85%	+64 77%	+105 62%	+20 13%	+52	+5.0 47%	+7.0 10%	82	866	1208

Bob is supposed to add frame, body depth, structural correctness and growth in a moderate BW package as seen by his 3.6 BW to 105 YW spread. His GeneSTAR profile is one of the best in the industry, ranking him in the top 30% for FE, top 1% for marbling and top 20% for tenderness.

Top: 1% WW, 2% YW, 6% TM, 25% CE.

Sire of Sale Bulls: 8Y (pg 34), 86Y (pg 15), 88Y (pg 15), 105Y (pg 33)



2011 Sons to SELL: 88Y & 105Y

Reference Sire **S A V HERITAGE 6295**

IMP 6295S 1481376 Born: 2006

CAR TRACKER 904
CAR DUKE 104
 C A R MISS RAINDANCER 421

S A V 8180 TRAVELER 004
S A V BLACKCAP MAY 4136
 S A V MAY 2397

C A R TRACKER 614
 LADY NEW TREND 027 C A R
 G D A R RAINMAKER 340
 C A R LADY 011 RITO 245
 SITZ TRAVELER 8180
 BOYD FOREVER LADY 8003
 S A F 598 BANDO 5175
 S A V MAY 7238



EPDs / Accuracy							Act	ADJ.	ADJ.
BW	WW	YW	MILK	TM	CE	MCE	BW	205	365
+5.9 91%	+74 86%	+134 79%	+32 50%	+69	-3.0 63%	+5.0 41%	88	965	1597

Heritage is the high octane proven son of CAR Duke out of a productive and powerful daughter of Traveler 004 from the same cow family that produced Density and Net Worth. If you sell your cattle by the pound, our one and only Heritage son is a must use. Top: 1% WW, 1% YW, 1% milk, 1% TM

Sire of Sale Bull: 7Y (pg 32)



Sire: Duke 104

Grand Dam: May 2397

Reference Sire **BC EAGLE EYE 110-7**

IMP 1107T 1492358 Born: 2007

O C C LEGEND 616L
B C LOOKOUT 7024
 GIBBET HILL MIGNONNE E37

O C C DOCTOR 940D
B C PURE PRIDE ERICA D 110
 CAF PURE PRIDE EXT 99

O C C EMBLAZON 854E
 O C C BLACKBIRD 632J
 PAPA EQUATOR 2928
 GIBBET HILL MIGNONNE TR 29
 RITO 9FB3 OF 5H11 FULLBACK
 DIXIE ERICA OF C H 1019
 N BAR EMULATION EXT
 GIBBET HILL PURE PRIDE CF 90



EPDs / Accuracy							Act	ADJ.	ADJ.
BW	WW	YW	MILK	TM	CE	MCE	BW	205	365
+4.3 88%	+65 82%	+109 66%	+18 24%	+51	+2.0 59%	+4.0 19%	82	740	1340

Eagle Eye progeny are easily noticed in the pasture as standouts with exceptional body depth, structural soundness and muscle shape at an early age.

Ranks in the top two percent of the breed for REA EPD. His pathfinder dam is a maternal sister to Matrix. Top: 1% WW, 1% YW, 7% TM

Sire of Sale Bulls: 37Y (pg 38), 71Y (pg 37)



Eagle Eye Son: 71Y

Eagle Eye's Dam: 110

REFERENCE SIRES

Reference Sire **CONNELY THUNDER**

IMP 587R 1385922 Born: 2005

JAUER 353 TRAVELER 589 27
BALDRIDGE KABOOM K243 KCF
 PLEASANTA OF CONANGA 736

BON VIEW BANDO 598
PARKA OF CONANGA 241
 PARTINA OF CONANGA 6237

JAUER 7111 TRAVELER 353 719
 JAUER 6807 TRAVELER 27 085
 G T MAXIMUM
 PLEASANT PILL OF CONANGA
 TEHAMA BANDO 155
 BON VIEW DORA 56
 SCHOENES FIX IT 826
 PARTY DATE OF CONANGA

EPDs / Accuracy							Act	ADJ.	ADJ.
BW	WW	YW	MILK	TM	CE	MCE	BW	205	365
-0.5	+44.94%	+91.91%	+29.81%	+51	+7.0	+11.0	79	817	1481

Thunder's popularity continues to grow as he consistently sires well balanced, super sound, easy fleshing and docile progeny. His high accuracy proof and outcross pedigree provides a new choice in calving-ease. We lik'em!

Top: 3% BW, 10% YW, 2% MILK, 7% TM, 15% CE. 4% MCE

Sire of Sale Bulls: 30Y (pg 16), 47Y (pg 17), 77Y (pg 17), 83Y (pg 36), 109Y (pg 36)



2011 Sons to SELL: 47Y & 83Y

Reference Sire **SITZ UPWARD 307R**

IMP 307R 1385926 Born: 2005

CONNELY LEAD ON
CONNELY ONWARD
 ALTUNE OF CONANGA 6104

SITZ VALUE 7097
SITZ HENRIETTA PRIDE 81M
 SITZ HENRIETTA PRIDE 1370

CONNELY LEADTIME
 ELIGENCE PLUS OF CONANGA
 G A R TRAVELER 1489
 AVALON 1418 OF CONANGA 6276
 SITZ TRAVELER 6802
 SITZ EISA EVERGREEN 791
 O C C GREAT PLAINS 943G
 SITZ HENRIETTA PRIDE 2155

EPDs / Accuracy							Act	ADJ.	ADJ.
BW	WW	YW	MILK	TM	CE	MCE	BW	205	365
+2.4	+72.96%	+137.94%	+44.78%	+80	+6.0	+9.0	85	902	1395

Another high octane sire for commercial bull customers looking for those added pounds. Very few bulls can combine his level of moderate BW, huge weaning and yearling growth. Upward also adds scrotal development, milking ability and frame size. Look to his sons for a performance "lift". Top: 1% WW, 1% YW, 1% MILK, 1% TM, 20% CE, 10% MCE

Sire of Sale Bulls: 22Y (pg 13), 48 (pg 12), 104Y (pg 13)



Son SELLS: 48Y ; 48Y Mat. Sister: Pride 285U

Reference Sire **SYDGEN MANDATE 6079**

IMP 6079S 1552415 Born: 2006

S S TRAVELER 6807 T510
S S OBJECTIVE T510 0T26
 S S MISS RITA R011 7R8

S A F FOCUS J30
SYDGEN GINA 4235
 INNIWAY MS NEW DESIGN 201

D H D TRAVELER 6807
 S S MISS HI SPADE A114
 S S RITO RITO R76 R011
 S S MISS ULTRESS U56
 S A F FOCUS OF E R
 S A F ROYAL QUEEN 5084
 BON VIEW NEW DESIGN 1407
 INNIWAY MS LUCY 068

EPDs / Accuracy							Act	ADJ.	ADJ.
BW	WW	YW	MILK	TM	CE	MCE	BW	205	365
+0.5	+69.90%	+127.81%	+30.38%	+65	+11.0	+9.0	76	803	1420

Mandate's first calf crop has earned him an incredible EPD profile, near the top of the breed in every trait. Mandate is promoted as a free-moving, long-bodied herd bull with excellent scrotal development and muscle expression. Top: 9% BW, 1% WW, 1% YW, 1% MILK, 1% TM, 2% CE, 10% MCE

Sire of Sale Bulls: 54Y (pg 18), 75Y (pg 33), 96Y (pg 33), 102Y (pg 17), 112Y (pg 17)



2011 Sons to SELL: 112Y & 96Y

BLACK ANGUS YEARLING BULLS

SSA 92U FREEDOM 125Y

SSA 125Y 1654275 02/10/2011



RUBY 846U



MGD: 12N



SIRE'S DAM: 21L

125Y has tremendous depth of body. A deep ribbed calf that had the highest index at weaning at 126 and then again as a yearling at 125.

His Dam 846U, is a beautiful uddered, feminine Net Worth daughter from our top producing Ruby cow family. The Rubys are all deep bodied with awesome udders.

125Y is sired by our home-raised Freedom 92U bull. His progeny have lots of hair, a super foot and big nuts.

He should sire tremendous, replacement females and big, soggy sons.

EPDs in the top: 5% WW, 2% YW, 10% MILK

EPDs / Accuracy						
BW	WW	YW	MILK	TM	CE	MCE
+4.0 P	+57 P	+105 P	+24 P	-	- P	- P



TC FREEDOM 104
SSA 104 FREEDOM 92U
SOUTH SHADOW AKITA 21L

S A V NET WORTH 4200
SSA RUBY 846U
SOUTH SHADOW RUBY 12N

CONNELLY FOREFRONT
T C RUBY 9095
WHITESTONE WIDESPREAD MB
SOUTH SHADOW AKITA 7G
S A V 8180 TRAVELER 004
S A V MAY 2410
CUDLOBE RAINMAKER 39K
SOUTH SHADOW RUBY 63L

GEST	Actual BW	ADJ. 205	ADJ. 365	133 Day Test / Actual Weights			AOD
				Oct 3 WW	Feb 13 YW	ADG	
286	93	791	1290	850	1290	3.25	3



SSA 92U FREEDOM 136Y

SSA 136Y 1621406 02/16/2011

EPDs / Accuracy						
BW	WW	YW	MILK	TM	CE	MCE
+0.3 34%	+41 23%	+68 16%	+19 12%	+40	+9.0 21%	+13.0 9%



TC FREEDOM 104
SSA 104 FREEDOM 92U
SOUTH SHADOW AKITA 21L

B/R NEW FRONTIER 095
SSAP RUBY 33R
SOUTH SHADOW RUBY 63L

CONNELLY FOREFRONT
T C RUBY 9095
WHITESTONE WIDESPREAD MB
SOUTH SHADOW AKITA 7G
B/R NEW DESIGN 036
WHITE FENCE PRIDE H1
SOUTH SHADOW OVER DRIVE 27J
EARLY SUNSET RUBY 54G

GEST	Actual BW	ADJ. 205	ADJ. 365	133 Day Test / Actual Weights			AOD
				Oct 3 WW	Feb 13 YW	ADG	
-	81	649	1130	715	1115	3.01	6

Recommended for heifers.

A well balanced, structurally sound, thick, hairy, herd sire prospect. His daughters should definitely be keepers. Dam is one of those great Ruby cows; a big, deep-ribbed, perfect uddered, Frontier daughter with 2 producing daughters. EPDs in the top: 7% BW, 6% CE, 1% MCE



MGD: 63L



RUBY 33R

SSA 92U FREEDOM 165Y

SSA 165Y 1621423 03/09/2011

EPDs / Accuracy

BW	WW	YW	MILK	TM	CE	MCE
-0.2 34%	+38 23%	+73 15%	+26 11%	+45	+8.0 21%	+8.0 7%

TC FREEDOM 104
SSA 104 FREEDOM 92U
 SOUTH SHADOW AKITA 21L

CONNEALY FOREFRONT
 T C RUBY 9095
 WHITESTONE WIDESPREAD MB
 SOUTH SHADOW AKITA 7G
 CUDLOBE RAINMAKER 39K
 SOUTH SHADOW DIAMOND 13K
 CUDLOBE RAINMAKER 39K
 SOUTH SHADOW ERROLLINE 7L

SOUTH SHADOW RAIN MAN 2M
SSAP ERROLLINE 22R
 SOUTH SHADOW ERROLLINE 1N

GEST	Actual	ADJ.	ADJ.	133 Day Test / Actual Weights			AOD
	BW	205	365	Oct 3 WW	Feb 13 YW	ADG	
-	92	686	1053	695	1000	2.29	6

A March born bull who will sire awesome replacement females. Lots of hair, thick, wide-based, very correct and he is heavily muscled. His Dam is a double-bred Rainmaker daughter and boy do they produce. Just think of what he would look like with 2 more months of maturity.

EPDs in the top: 4% BW, 5% MILK, 20% TM, 10% CE, 20% MCE



ERROLLINE 22R



SOD: 2M

PRAIRIE PRIDE 92U FREEDOM 85Y

NPP 85Y 1621470 01/26/2011

EPDs / Accuracy

BW	WW	YW	MILK	TM	CE	MCE
+0.3 34%	+40 23%	+75 15%	+18 11%	38	+9.0 21%	+12.0 9%

TC FREEDOM 104
SSA 104 FREEDOM 92U
 SOUTH SHADOW AKITA 21L

CONNEALY FOREFRONT
 T C RUBY 9095
 WHITESTONE WIDESPREAD MB
 SOUTH SHADOW AKITA 7G
 B/R NEW DESIGN 036
 WHITE FENCE PRIDE H1
 SOUTH SHADOW RAIN MAN 2M
 SOUTH SHADOW JOYCE 17M

B/R NEW FRONTIER 095
SSA JOYCE 18T
 SSAP JOYCE 2P

GEST	Actual	ADJ.	ADJ.	133 Day Test / Actual Weights			AOD
	BW	205	365	Oct 3 WW	Feb 13 YW	ADG	
278	84	593	1008	685	1030	2.59	4

Recommended for heifers. A long, well-balanced, sound footed bull. Dam is a super thick, perfect uddered, Frontier daughter with a flawless phenotype. Gramma says to bid high ... for Nevaeh and Aeverie.

EPDs in the top: 7% BW, 6% CE, 4% MCE



JOYCE 18T



MGD: 2P

KAY DEE NETWORTH 35Y

KD 35Y 1621314 01/11/2011

EPDs / Accuracy

BW	WW	YW	MILK	TM	CE	MCE
+3.4 37%	+49 29%	+90 24%	+23 22%	+48	+4.0 29%	+9.0 19%

S A V 8180 TRAVELER 004
S A V NET WORTH 4200
 S A V MAY 2410

SITZ TRAVELER 8180
 S A V 8180 TRAVELER 004
 S A F 598 BANDO 5175
 S A V MAY 6269
 B/R NEW DESIGN 036
 WHITE FENCE PRIDE H1
 Q A S TRAVELER 23-4
 JAY EN DEE PRIDE 55G

B/R NEW FRONTIER 095
SSAP DIAMOND 25R
 SOUTH SHADOW DIAMOND 9J

GEST	Actual	ADJ.	ADJ.	133 Day Test / Actual Weights			AOD
	BW	205	365	Oct 3 WW	Feb 13 YW	ADG	
282	89	662	1198	830	1275	3.35	6

Clean sheathed, nice-headed, huge topped, wide based, sound-footed with good hair. All-a-round solid EPDs with an YW Index of 126! Dam is a beautiful made cow that always raises top-end progeny. Full brother was one of the best bulls last year but was a scratch when his nuts got stepped on ... shit happens!

EPDs in the top: 20% WW, 15% YW, 10% MILK, 10% TM, 10% MCE



DIAMOND 25R



MGD: 9J

BLACK ANGUS YEARLING BULLS

SSA 35U *IN FOCUS* 44Y

SSA 44Y 1621362 01/13/2011



ERROLLINE 921



MGD: 1R



**814U: MATERNAL
SISTER TO DAM**

Recommended for heifers.

Big nutted, deep, long-spined, wide based bull, with a good disposition. Has been one of the pen favorites since day one.

-0.6 BW and a +103 YW ... now that is a curve bender.

Dam is a smaller framed, good footed Final Answer daughter. 44Y was almost as big as his mama with an actual 850 lb weaning weight on October 3. Fantastic females in this family; we've shown 44Y's Grandam and maternal sister at the MHPS. Here's a bull that should calve easy and make some great replacements.

EPDs in the top: 3% BW, 2% WW, 3% YW, 8% TM, 2% CE, 1% MCE

EPDs / Accuracy												
BW	WW	YW	MILK	TM	CE	MCE						
-0.6	34%	+60	23%	+103	14%	+20	9%	+50	+11.0	4%	+12.0	10%



44Y

MYTTY IN FOCUS
SSA 109 IN FOCUS 35U
SSAP EILEEN 42P

S A V FINAL ANSWER 0035
SSA ERROLLINE 921W
SSAP ERROLLINE 1R

S A F FOCUS OF E R
MYTTY COUNTESS 906
GRANDVIEW WOMACK DIRECT
SOUTH SHADOW EILEEN 17F
SITZ TRAVELER 8180
S A V EMULOUS 8145
F A R KRUGERRAND 410H
SOUTH SHADOW ERROLLINE 11F

GEST	Actual BW	ADJ. 205	ADJ. 365	133 Day Test / Actual Weights			AOD
				Oct 3 WW	Feb 13 YW	ADG	
283	79	754	1223	850	1240	2.93	2



SSA 35U *IN FOCUS* 111Y

SSA 111Y 1621397 02/05/2011

EPDs / Accuracy												
BW	WW	YW	MILK	TM	CE	MCE						
+0.9	34%	+42	24%	+77	16%	+17	11%	+38	+10.0	26%	+10.0	10%



111Y

MYTTY IN FOCUS
SSA 109 IN FOCUS 35U
SSAP EILEEN 42P

S A V FINAL ANSWER 0035
SSA PRIDE 933W
SSAP PRIDE 13R

S A F FOCUS OF E R
MYTTY COUNTESS 906
GRANDVIEW WOMACK DIRECT
SOUTH SHADOW EILEEN 17F
SITZ TRAVELER 8180
S A V EMULOUS 8145
B/R NEW FRONTIER 095
SOUTH SHADOW PRIDE 41M

GEST	Actual BW	ADJ. 205	ADJ. 365	133 Day Test / Actual Weights			AOD
				Oct 3 WW	Feb 13 YW	ADG	
-	80	564	1021	560	940	2.86	2

Recommended for heifers.

111Y is a 3/4 brother to 44Y above. Hairy wide-based and big-nutted. Dam is a thick, well-uddered Final Answer daughter with tons of hair. The Dam's maternal sister, 99X, is pictured to left.

EPDs in the top: 10% BW, 3% CE, 8% MCE



99X: MAT SISTER



PRIDE 933W

SSA 35U IN FOCUS 149Y

SSA 149Y 1621415 02/22/2011

EPDs / Accuracy

BW	WW	YW	MILK	TM	CE	MCE
+3.5 34%	+55 23%	+94 16%	+21 11%	+49	+4.0 25%	+6.0 9%

MYTTY IN FOCUS
SSA 109 IN FOCUS 35U
SSAP EILEEN 42P

S A F FOCUS OF E R
MYTTY COUNTESS 906
GRANDVIEW WOMACK DIRECT
SOUTH SHADOW EILEEN 17F
S A V 8180 TRAVELER 004
S A V MAY 2410
SOUTH SHADOW PINE DRIVE 10K
SOUTH SHADOW DIAMOND 31K

149Y

S A V NET WORTH 4200
SSA DIAMOND 934W

SOUTH SHADOW DIAMOND 51N

GEST	Actual BW	ADJ. 205	ADJ. 365	133 Day Test / Actual Weights			AOD
				Oct 3 WW	Feb 13 YW	ADG	
-	92	743	1231	720	1125	3.05	2

Tremendous shape and style, well-balanced, thick-topped and sound made. Dam is a super moderate framed Net Worth daughter. Lot's of performance in this bull Indexing 118 for WW and 115 for YW.

EPDs in the top: 8% WW, 10% YW, 25% MILK, 10% TM



DIAMOND 934W



SOD: NET WORTH

DLD 35U IN FOCUS 128Y

DLD 128Y 1621466 02/13/2011

EPDs / Accuracy

BW	WW	YW	MILK	TM	CE	MCE
+0.5 34%	+44 23%	+82 15%	+21 10%	+43	+9.0 26%	+10.0 8%

MYTTY IN FOCUS
SSA 109 IN FOCUS 35U
SSAP EILEEN 42P

S A F FOCUS OF E R
MYTTY COUNTESS 906
GRANDVIEW WOMACK DIRECT
SOUTH SHADOW EILEEN 17F
B/R NEW FRONTIER 095
SOUTH SHADOW EILEEN 5M
MYTTY IN FOCUS
SSAP ERROLLINE 34R

128Y

SSAP NEW ELIXIR 4R
SSA ERROLLINE 937W

SSAP ERROLLINE 5T

GEST	Actual BW	ADJ. 205	ADJ. 365	133 Day Test / Actual Weights			AOD
				Oct 3 WW	Feb 13 YW	ADG	
-	87	685	1070	680	1000	2.41	2

A typical Focus 35U calf - nicely balanced bull with tons of hair and a very easy keeping body composite. He possesses a strong top, thick hip and big testicles. Sure to have some friends come sale day!

EPDs in the top: 9% BW, 25% MILK, 25% TM, 6% CE, 8% MCE



ERROLLINE 937W



MGD: 5T

SSA 35U IN FOCUS 87Y

SSA 87Y 1621384 01/27/2011

EPDs / Accuracy

BW	WW	YW	MILK	TM	CE	MCE
+1.5 34%	+45 23%	+81 15%	+17 11%	+40	+7.0 22%	+11.0 9%

MYTTY IN FOCUS
SSA 109 IN FOCUS 35U
SSAP EILEEN 42P

S A F FOCUS OF E R
MYTTY COUNTESS 906
GRANDVIEW WOMACK DIRECT
SOUTH SHADOW EILEEN 17F
HYLINE RIGHT TIME 338
HYLINE ELLEN 86
SOUTH SHADOW MACHO 25L
JAY EN DEE GEORGINA 27G

87Y

HYLINE RIGHT WAY 781
SSA GEORGINA 884U

SSAP GEORGINA 46P

GEST	Actual BW	ADJ. 205	ADJ. 365	133 Day Test / Actual Weights			AOD
				Oct 3 WW	Feb 13 YW	ADG	
-	79	587	1068	650	1050	3.01	3

Recommended for heifers.

A very smooth-made moderate framed bull. Dam is a nice uddered 781 daughter with a lot of natural thickness.

EPDs in the top: 20% BW, 15% CE, 4% MCE



GEORGINA 884U



SOD: 781

BLACK ANGUS YEARLING BULLS

SSA UPWARD 48Y

SSA 48Y 1621365 01/14/2011



EILEEN 49R



2N: MATERNAL 1/2
SISTER TO 49R



SOD: NEW FRONTIER

A deep, hairy, masculine Upward son with the herd sire look.

Dam is moderate, sweet made and super uddered. Her 2007 son by our walking sire SSA 35R, was 2nd high seller to F-R Angus. 49R has 3 stylish daughters in our herd. One of them, 818U also has an Upward son offered as 22Y on page 13.

MGD, 36D, is still producing at 19 yrs of age and has brought to town her 12th son as tag # 119Y on page 20.

EPDs in the top: 10% W/W, 8% YW, 1% MILK, 1% TM, 20% CE, 8% MCE

EPDs / Accuracy												
BW	WW	YW	MILK	TM	CE	MCE						
+2.2	37%	+52	29%	+96	24%	+31	22%	+57	+6.0	29%	+10.0	18%



48Y

CONNEALY ONWARD
SITZ UPWARD 307R
SITZ HENRIETTA PRIDE 81M
B/R NEW FRONTIER 095
SSAP EILEEN 49R
JAY EN DEE EILEEN 36D

CONNEALY LEAD ON
ALTUNE OF CONANGA 6104
SITZ VALUE 7097
SITZ HENRIETTA PRIDE 1370
B/R NEW DESIGN 036
WHITE FENCE PRIDE H1
JAY EN DEE NEW TREND 14B
JAY EN DEE EILEEN 73P

GEST	Actual BW	ADJ. 205	ADJ. 365	133 Day Test / Actual Weights			AOD
				Oct 3 WW	Feb 13 YW	ADG	
280	91	669	1090	830	1180	2.63	6

Commercial cows heading to the feeding grounds



BLACK ANGUS YEARLING BULLS

DLD UPWARD 104Y

DLD 104Y 1621461 02/02/2011



AKITA 69T



MGD: 25P



SOD: SSA ELIXIR 31R



Pure power with a low BW and amazing EPDs. Top 1% for Milk, TM, and MCE. Top 2%, 3%, 5%, 7% for YW, CE, W/W, BW respectively!

His dam is easy fleshing with a great udder and goes back to the Akita 25P cow with a flawless phenotype and production record. This docile guy should put some pounds on the ground and heifers in the replacement pen.

An Akita 69T daughter, 904W is the Dam of feature calf, 12Y on page 14.

EPDs / Accuracy												
BW	WW	YW	MILK	TM	CE	MCE						
+0.3	36%	+57	27%	+105	22%	+32	19%	+61	+10.0	29%	+12.0	16%



CONNEALY ONWARD
SITZ UPWARD 307R
SITZ HENRIETTA PRIDE 81M

SSAP FUTURE ELIXIR 31R
DLD AKITA 69T
DLD AKITA 25P

CONNEALY LEAD ON
ALTUNE OF CONANGA 6104
SITZ VALUE 7097
SITZ HENRIETTA PRIDE 1370
C A FUTURE DIRECTION 5321
SOUTH SHADOW GEORGINA 20L
GARDENS EXT 4137 S2
SOUTH SHADOW AKITA 3H

GEST	Actual BW	ADJ. 205	ADJ. 365	133 Day Test / Actual Weights		ADG	AOD
				Oct 3 WW	Feb 13 YW		
279	76	661	1118	750	1130	2.86	4

SSA UPWARD 22Y

SSA 22Y 1621340 01/07/2011

EPDs / Accuracy												
BW	WW	YW	MILK	TM	CE	MCE						
+0.7	37%	+57	28%	+108	24%	+33	21%	+62	+10.0	29%	+12.0	17%



CONNEALY ONWARD
SITZ UPWARD 307R
SITZ HENRIETTA PRIDE 81M

S A V NET WORTH 4200
SSA EILEEN 818U
SSAP EILEEN 49R

CONNEALY LEAD ON
ALTUNE OF CONANGA 6104
SITZ VALUE 7097
SITZ HENRIETTA PRIDE 1370
S A V 8180 TRAVELER 004
S A V MAY 2410
B/R NEW FRONTIER 095
JAY EN DEE EILEEN 36D

GEST	Actual BW	ADJ. 205	ADJ. 365	133 Day Test / Actual Weights		ADG	AOD
				Oct 3 WW	Feb 13 YW		
277	75	656	1049	735	1115	2.44	3

Boy if you study EPDs, take a look here! 0.7 BW to a 108 YW. A deep ribbed, well balanced bull with a wide base. Dam is a half-sister to 48Y, the featured Upward son on the previous page.

EPDs in the top: 10% BW, 5% W/W, 1% YW, 1% MILK, 1% TM, 3% CE, 1% MCE



EILEEN 818U



MGD: 49R

BLACK ANGUS YEARLING BULLS

DLD KING 12Y

DLD 12Y 1645443 01/04/2011



AKITA 904W



MGD: 69T



MGD: 25P

Heifer Bull Supreme here! One of our favorites in the pen, 12Y has everything going for him. Bred top and bottom calving ease, 12Y has EPDs in the top 15% or better for EVERYTHING.

He had a low 74 lb BW but also ranked 8th for AYW and indexed 119. I think we can safely say his beautiful Final Answer Dam did a whale of a job on her first calf.

His Grandam is the mother to 104Y, (page 13) another top-end bull in this sale. This guy's got the numbers, the cow family and "The Look".

EPDs in the top: 5% BW, 10% WW, 15% YW, 5% Milk, 4% TM, 1% CE, 4%

EPDs / Accuracy												
BW	WW	YW	MILK	TM	CE	MCE						
+0.0	36%	+53	27%	+90	22%	+26	19%	+53	+12.0	29%	+11.0	16%



RAFTER S RONAN TEX 20K
F V 20K KING 308M
QUEEN 362E

S A V FINAL ANSWER 0035
DLD AKITA 904W
DLD AKITA 69T

RONAN TEX 10X
GLENNIE PRIDE 69E
TARAUS JAZMAN 59Y
QUEEN L4 587U
SITZ TRAVELER 8180
S A V EMULOUS 8145
SSAP FUTURE ELIXIR 31R
DLD AKITA 25P

GEST	Actual BW	ADJ. 205	ADJ. 365	133 Day Test / Actual Weights		ADG	AOD
				Oct 3 WW	Feb 13 YW		
272	74	665	1170	760	1180	3.16	2



*Fancy Open Replacement Heifers from our commercial program
Selling April 19th, 2012. See page 2 for details*

BLACK ANGUS YEARLING BULLS

SSA BOB 88Y

SSA 88Y 1621385 01/27/2011



ERROLLINE 10T



**826U: MATERNAL 1/2
SISTER TO 10T**



SOD: NEW FRONTIER



EPDs / Accuracy												
BW	WW	YW	MILK	TM	CE	MCE						
+2.0	35%	+60	26%	+96	19%	+20	10%	+50	+6.0	23%	+8.0	7%

88Y

HOFF INSIGNIA 697 224
SALT CREEK BOB 7003
HOFF BLACKBIRD S C 244

B/R NEW FRONTIER 095
SSA ERROLLINE 10T
SOUTH SHADOW ERROLLINE 19H

HOFF LIMITED EDITION SC 594
HOFF SUNSHINE S C 3386
HOFF HEAD OF THE CLASS
HOFF TRENDY S C 779
B/R NEW DESIGN 036
WHITE FENCE PRIDE H1
SOUTH SHADOW FORTUNE 7F
SOUTH SHADOW ERROLLINE 14F

Loose-hided, lots of hair, deep and correct. 88Y had the 2nd highest weaning weight with an index of 120. He fell 'off' on his winter ADG - due to his visit to the Medicine Hat Pen Show. Good quiet disposition on this herd sire prospect.

His dam is a very special, easy-fleshing New Frontier daughter out of another 14 yr old cow, (19H) still producing in 2012.

EPDs in the top: 2% WW, 8% YW, 8% TM, 20% CE, 20% MCE

GEST	Actual BW	ADJ. 205	ADJ. 365	133 Day Test / Actual Weights		AOD	
				Oct 3 WW	Feb 13 YW		ADG
278	86	747	1084	870	1150	2.11	4

SSA BOB 86Y

SSA 86Y 1621383 01/27/2011

86Y

HOFF INSIGNIA 697 224
SALT CREEK BOB 7003
HOFF BLACKBIRD S C 244

ROCKN D AMBUSH 1531
SSAP DIAMOND 20P
JAY EN DEE PRIDE 43D

HOFF LIMITED EDITION SC 594
HOFF SUNSHINE S C 3386
HOFF HEAD OF THE CLASS
HOFF TRENDY S C 779
PARAMONT AMBUSH 2172
MS BLACKCAP BAND OF R D 1301
JAY EN DEE NEW TREND 14B
ELLANIN PRIDE 9R



DIAMOND 20P



SOD: AMBUSH

A larger, long-framed herd sire prospect. A fluid mover with his long stride. Dam is long spined with a good foot out of our flush cow Pride 43D.

EPDs in the top: 25% WW, 20% CE

BLACK ANGUS YEARLING BULLS

SSA THUNDER 47Y

SSA 47Y 1621364 01/14/2011



EILEEN 32S



20S: PATERNAL 1/2
SISTER TO 32S



20L: MATERNAL 1/2
SISTER TO SOD

A long, very balanced, muscular bull with a deep flank and good foot and leg structure. He will add some length, style and pounds with his thickness from front to back.

Dam is an easy -fleshing Bando daughter with a good foot and perfect udder. A daughter of Thunder had the highest W/W & YW index in this year's heifer pen. 32S: Elite/Premier Dam: 4 Calves, Average Ratio 108. Paternal 1/2 sister, 20S is also Elite with 4 @ 109.

Top: 20% BW, 25% W/W, 10% YW, 10% MILK,
10% TM, 20% MCE

EPDs / Accuracy												
BW	WW	YW	MILK	TM	CE	MCE						
+1.6	37%	+48	27%	+93	22%	+24	20%	+48	+3.0	27%	+8.0	16%



BALDRIDGE KABOOM K243 KCF
CONNEALY THUNDER
PARKA OF CONANGA 241
SOUTH SHADOW BANDO 24M
SSA EILEEN 32S
SOUTH SHADOW EILEEN 8N

JAUER 353 TRAVELER 589 27
PLEASANTA OF CONANGA 736
BON VIEW BANDO 598
PARTINA OF CONANGA 6237
S A F 598 BANDO 5175
JAY EN DEE GEORGINA 27G
BT OUTBACK 41H
SOUTH SHADOW EILEEN 43J

GEST	Actual BW	ADJ. 205	ADJ. 365	133 Day Test / Actual Weights			AOD
				Oct 3 WW	Feb 13 YW	ADG	
285	88	680	1107	845	1200	2.67	5



DLD THUNDER 30Y

DLD 30Y 1621456 01/10/2011

EPDs / Accuracy												
BW	WW	YW	MILK	TM	CE	MCE						
-0.7	36%	+37	27%	+77	22%	+26	18%	+45	+9.0	27%	+11.0	15%



BALDRIDGE KABOOM K243 KCF
CONNEALY THUNDER
PARKA OF CONANGA 241
SSAP RAIN ON 35R
SSA AKITA 9139W
SSAP AKITA 38R

JAUER 353 TRAVELER 589 27
PLEASANTA OF CONANGA 736
BON VIEW BANDO 598
PARTINA OF CONANGA 6237
SOUTH SHADOW RAIN MAN 2M
SOUTH SHADOW JOYCE 28N
B/R NEW FRONTIER 095
SOUTH SHADOW AKITA 8M

GEST	Actual BW	ADJ. 205	ADJ. 365	133 Day Test / Actual Weights			AOD
				Oct 3 WW	Feb 13 YW	ADG	
279	72	630	1207	700	1180	3.61	2

Recommended for heifers. An attractive, deep and smooth bull bred calving ease both top and bottom. 30Y had a low 72 lbs birth weight and the 3rd Highest AYW Indexing 136! Calving ease and performance - what a package.

EPDs in the top: 2% BW, 5% Milk, 20% TM, 4% MCE, 6% CE



SOD: 35R



AKITA 9139W

BLACK ANGUS YEARLING BULLS

SSA THUNDER 77Y

SSA 77Y 1621378 01/22/2011

EPDs / Accuracy

BW	WW	YW	MILK	TM	CE	MCE
+1.1 37%	+45 28%	+82 23%	+23 21%	+46	+6.0 29%	+8.0 17%

BALDRIDGE KABOOM K243 KCF
CONNEALY THUNDER
PARKA OF CONANGA 241

JAUER 353 TRAVELER 589 27
PLEASANTA OF CONANGA 736
BON VIEW BANDO 598
PARTINA OF CONANGA 6237
O C C EMBLAZON 854E
CAF PURE PRIDE EXT 99
SOUTH SHADOW PINE DRIVE 10K
SOUTH SHADOW ERROLLINE 11F

77Y

B C MATRIX 4132
SSA ERROLLINE 55T
SOUTH SHADOW ERROLLINE 42N

GEST	Actual BW	ADJ. 205	ADJ. 365	133 Day Test / Actual Weights			AOD
				Oct 3 WW	Feb 13 YW	ADG	
279	82	637	1064	750	1105	2.67	4

Moderate birth weight, larger hipped, smooth made bull. Dam is thick, deep-bodied, and nice-uddered, typical of the Matrix daughters.

EPDs in the top: 15% BW, 10% MILK, 15% TM, 20% CE, 20% MCE



ERROLLINE 55T



MGD: 42N

SSA MANDATE 112Y

SSA 112Y 1621398 02/05/2011

EPDs / Accuracy

BW	WW	YW	MILK	TM	CE	MCE
+0.7 36%	+57 28%	+98 23%	+25 15%	+43	+9.0 29%	+9.0 12%

S S OBJECTIVE T510 OT26
SYDGEN MANDATE 6079
SYDGEN GINA 4235

S S TRAVELER 6807 T510
S S MISS RITA R011 7R8
S A F FOCUS J30
INNIWAY MS NEW DESIGN 201
S A F FOCUS OF E R
MYTTY COUNTESS 906
MILLCREEK PRECISE
SOUTH SHADOW RUBY 63L

112Y

MYTTY IN FOCUS
SSA RUBY 837U
SSAP RUBY 30P

GEST	Actual BW	ADJ. 205	ADJ. 365	133 Day Test / Actual Weights			AOD
				Oct 3 WW	Feb 13 YW	ADG	
281	85	695	1243	755	1210	3.42	3

Recommended for heifers. Moderate BW. larger framed, smooth made bull with excellent performance, indexing 110 for WW and 129 for YW. Dam is a Ruby out of In Focus and we can't say enough about these Ruby cows. They always have top-end progeny. Top: 10% BW, 5% WW, 6% YW, 7% MILK, 3% TM, 6% CE, 10% MCE



RUBY 837U



MGD: 30P

SSA MANDATE 102Y

SSA 102Y 1621393 02/01/2011

EPDs / Accuracy

BW	WW	YW	MILK	TM	CE	MCE
-1.3 36%	+56 28%	+107 23%	+26 15%	54	+13.0 28%	+11.0 12%

S S OBJECTIVE T510 OT26
SYDGEN MANDATE 6079
SYDGEN GINA 4235

S S TRAVELER 6807 T510
S S MISS RITA R011 7R8
S A F FOCUS J30
INNIWAY MS NEW DESIGN 201
S A F FOCUS OF E R
MYTTY COUNTESS 906
SOUTH SHADOW MACHO 25L
SOUTH SHADOW ERROLLINE 7H

102Y

MYTTY IN FOCUS
SSA ERROLLINE 807U
SSAP ERROLLINE 54P

GEST	Actual BW	ADJ. 205	ADJ. 365	133 Day Test / Actual Weights			AOD
				Oct 3 WW	Feb 13 YW	ADG	
280	72	659	1158	725	1140	3.12	3

Recommended for heifers. Long, smooth-made, easy striding bull with a large scrotal development. A brother was one of the higher selling calving-ease bulls last year to the Leismeisters. Check - out his high ranking EPDs!

Top: 1% BW, 6% WW, 1% YW, 5% MILK, 3% TM, 1% CE, 4% MCE



ERROLLINE 807U



SOD: FOCUS

BLACK ANGUS YEARLING BULLS



OLD MANDATE 54Y

DLD 54Y 1621457 01/16/2011

EPDs / Accuracy %												
BW	WW	YW	MILK	TM	CE	MCE						
-0.7	36%	+43	27%	+84	21%	+24	13%	46	+11.0	29%	+10.0	10%

54Y

S S OBJECTIVE T510 OT26
SYDGEN MANDATE 6079
 SYDGEN GINA 4235

SSAP RAIN ON 35R
SSA EILEEN 9108W
 SOUTH SHADOW EILEEN 30N

S S TRAVELER 6807 T510
 S S MISS RITA R011 7R8
 S A F FOCUS J30
 INNIWAY MS NEW DESIGN 201
 SOUTH SHADOW RAIN MAN 2M
 SOUTH SHADOW JOYCE 28N
 CUDLOBE RAINMAKER 39K
 SOUTH SHADOW EILEEN 36L

GEST	Actual BW	ADJ. 205	ADJ. 365	133 Day Test / Actual Weights		AOD	
				Oct 3 WW	Feb 13 YW		ADG
282	73	637	974	695	975	2.11	2

Recommended for heifers. Long and smooth shouldered out of the curve bending Al Sire Mandate. His ultra feminine dam is backed by a good cow family and Sired by a South Shadow heifer bull SSA 35R.
 EPDs in the top: 2% BW, 25% YW, 10% MILK, 15% TM, 2% CE, 8% MCE



SSA DENSITY 27Y

SSA 27Y 1621348 01/09/2011



Excellent structure from head to tail. Deep, thick and good-haired, with that nice little Density head. His Dam is very quiet and all her daughters have super udders. 27Y's Sire, Density is also famous for Siring super females.

With New Trend, and Dynasty on the bottom side he should be a no-miss maternal bull with good growth. The Maternal Grandam is also an Elite female - 7 calves ratio of 108.

EPDs in the top: 10% MILK, 25% TM

EPDs / Accuracy												
BW	WW	YW	MILK	TM	CE	MCE						
+5.2	37%	+41	28%	+73	23%	+23	22%	+44	-1.0	27%	+1.0	18%

27Y

S A V 8180 TRAVELER 004
S A V 004 DENSITY 4336
 S A V MAY 7238

DMM DYNASTY 03G
SOUTH SHADOW AKITA 31N
 JAY EN DEE PRIDE 14-89E

SITZ TRAVELER 8180
 BOYD FOREVER LADY 8003
 LEACHMAN RIGHT TIME
 S A R PROSPECTOR MAY 9124
 WANDERING CRK DYNASTY JRM 2F
 DMM MISS ESSENCE 22B
 JAY EN DEE NEW TREND 14B
 JAY EN DEE PRIDE 31A

GEST	Actual BW	ADJ. 205	ADJ. 365	133 Day Test / Actual Weights		AOD	
				Oct 3 WW	Feb 13 YW		ADG
288	98	622	1025	780	1115	2.52	8

SSA DENSITY 39Y

SSA 39Y 1621361 01/17/2011



S A V 8180 TRAVELER 004
S A V 004 DENSITY 4336
 S A V MAY 7238

B/R NEW FRONTIER 095
SSAP JOYCE 18R
 SOUTH SHADOW JOYCE 25K

SITZ TRAVELER 8180
 BOYD FOREVER LADY 8003
 LEACHMAN RIGHT TIME
 S A R PROSPECTOR MAY 9124
 B/R NEW DESIGN 036
 WHITE FENCE PRIDE H1
 E&B 1483 SCOTCHMAN 543
 SOUTH SHADOW JOYCE 9F

GEST	Actual BW	ADJ. 205	ADJ. 365	133 Day Test / Actual Weights			AOD
				Oct 3 WW	Feb 13 YW	ADG	
285	81	583	1088	730	1150	3.16	6

Super deep, thick bull with great hair. A maternal brother to our walking sire 73W. Dam is deep and always brings home the good ones while decreasing BW. She had a 2012 Thunder heifer with a 67 lb BW. An 18R son, 33X, was the 2011 sale's high seller to B Armstrong.

EPDs in the top: 25% BW, 10% MILK, 25% TM, 10% CE, 10% MCE



JOYCE 18R



73W: 18R Son

SSA DENSITY 145Y

SSA 45Y 1621411 02/20/2011



S A V 8180 TRAVELER 004
S A V 004 DENSITY 4336
 S A V MAY 7238

SOUTH SHADOW RAIN MAN 2M
SSA AKITA 17S
 SSAP AKITA 32P

SITZ TRAVELER 8180
 BOYD FOREVER LADY 8003
 LEACHMAN RIGHT TIME
 S A R PROSPECTOR MAY 9124
 CUDLOBE RAINMAKER 39K
 SOUTH SHADOW DIAMOND 13K
 GARDENS EXT 4137 S2
 JAY EN DEE PRIDE 30D

GEST	Actual BW	ADJ. 205	ADJ. 365	133 Day Test / Actual Weights			AOD
				Oct 3 WW	Feb 13 YW	ADG	
282	96	678	1117	735	1100	2.74	5

A fancy calf with great neck extension. Should sire some super females with great udders and lots of milk. The Rain Man 2M daughters are doing a great job for us. 17S has sons working for Bitter Lake Ranching and Watson Cattle Co.

EPDs in the top: 25% BW, 5% MILK, 15% TM, 25% CE



AKITA 17S



MGD: 32P

SSA 73W/NETWORTH 89Y

SSA 89Y 1621386 01/28/2011



S A V NET WORTH 4200
SSA 4200 NETWORTH 73W
 SSAP JOYCE 18R

B C LOOKOUT 7024
SSA ERROLLINE 878U
 SOUTH SHADOW ERROLLINE 21N

S A V 8180 TRAVELER 004
 S A V MAY 2410
 B/R NEW FRONTIER 095
 SOUTH SHADOW JOYCE 25K
 O C C LEGEND 616L
 GIBBET HILL MIGNONNE E37
 SITZ ALLIANCE 6595
 SOUTH SHADOW ERROLLINE 7H

GEST	Actual BW	ADJ. 205	ADJ. 365	133 Day Test / Actual Weights			AOD
				Oct 3 WW	Feb 13 YW	ADG	
279	85	640	1109	710	1100	2.93	3

Here's your strong-topped, stretchy herd sire prospect. 73W is siring neck extension, deeper quarters, quiet dispositions and lower BWs with good growth. His GD, 21N comes with Elite status; 5 @ 106, as does the MGD, 7H with 3 @ 110.

EPDs in the top: 25% YW, 15% MILK, 20% TM, 25% CE



ERROLLINE 878U



MGD: 21N

BLACK ANGUS YEARLING BULLS



SSA 73W ~~NETWORTH~~ 119Y

SSA 119Y 1621402 02/08/2011

EPDs / Accuracy							
BW	WW	YW	MILK	TM	CE	MCE	
+1.8	P+	+31	P+	+57	P	+19	P

119Y

S A V NET WORTH 4200
SSA 4200 NETWORK 73W
 SSAP JOYCE 18R
 JAY EN DEE NEW TREND 14B
JAY EN DEE EILEEN 36D
 JAY EN DEE EILEEN 73P

S A V 8180 TRAVELER 004
 S A V MAY 2410
 B/R NEW FRONTIER 095
 SOUTH SHADOW JOYCE 25K
 V D A R NEW TREND 315
 JAY EN DEE PATSY 41T
 DAKOTA POUNDMAKER 128M
 JAY EN DEE EILEEN 47L

GEST	Actual BW	ADJ. 205	ADJ. 365	133 Day Test / Actual Weights			AOD
				Oct 3 WW	Feb 13 YW	ADG	
282	83	584	1065	575	1050	3.01	18

Moderate, long and well-balanced. If you want longevity, 36D raised him as a 18 yr old. 36D's half-brother was sold to Everblack Angus and bred naturally until he was 12 yrs old. No cow has had a greater impact on our herd. Don't sit on your hands if you are wanting to produce some replacement heifers. Top: 20% BW



74X: 36D SON



EILEEN 36D



DLD 73W ~~NETWORTH~~ 183Y

DLD 183Y 1621474 03/30/2011

EPDs / Accuracy							
BW	WW	YW	MILK	TM	CE	MCE	
+5.3	33%	+49	22%	+90	14%	+23	11%
+48	-1.0	21%	+3.0	8%			

183Y

S A V NET WORTH 4200
SSA 4200 NETWORK 73W
 SSAP JOYCE 18R
 B C LOOKOUT 7024
DLD AKITA 812U
 DLD AKITA 31P

S A V 8180 TRAVELER 004
 S A V MAY 2410
 B/R NEW FRONTIER 095
 SOUTH SHADOW JOYCE 25K
 O C C LEGEND 616L
 GIBBET HILL MIGNONNE E37
 SOUTH SHADOW RAIN MAN 2M
 (DLD) RISING STORM AKITA 12M

GEST	Actual BW	ADJ. 205	ADJ. 365	133 Day Test / Actual Weights			AOD
				Oct 3 WW	Feb 13 YW	ADG	
-	102	686	1191	600	1020	3.06	3

The youngest bull in the sale, that was also weaned early June, this calf has done extremely well considering. His 365 day Index was 119 and he ranked 8th for YW. 183Y is structurally correct, has strong maternal and is very docile. TOP: 20% WW, 15% YW, 10% MILK, 10% TM



MGD: 31P



AKITA 812U

NEXT YEAR'S SALE and the future of the herd !

2012 CALF CROP SIRED BY

- SSA 109 In Focus 35U
- SSA 104 Freedom 92U
- SSA 685 Rightway 134X
- SSA 4200 Network 73W
- Ankonian Werner Wild Fire 96
- JS Gridiron 5 ~ Sitz Upward 307R
- KCF Bennett Total ~ Connealy Thunder
- SAV Pioneer 7301 ~ SAV Net Worth 4200
- SAV Bismarck 5882 ~ Hyline Rightway 781
- SAV 004 Density 4336 ~ Salt Creek Bob 7003 ~ BC Eagle Eye 110-7 ~ BC Matrix 4132 ~ Duffs New Attraction





2010 Buckskin Filly sells right after the bulls



SSAP HEART OF GOLD

Sire: Page Mr Star Bucks (AQHA) ~ Dam: SSAP Robin Your Heart (APHA)

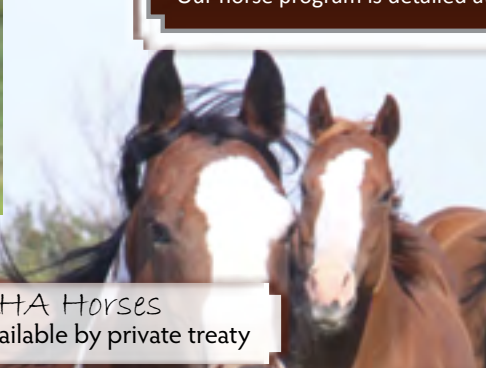
Kasper is a nice travelling little horse who is eager to learn and please. The little bit of riding she has had outside, she is very relaxed and comfortable. She feels very free and athletic and has the potential to be a great horse in whatever discipline you choose to ride her. Should mature 15.2HH. She is also National Reining Horse Association Futurity/Derby nominated and APHA registered # 988,579.

Kasper is out of a mare which is full sister to the High Seller, third place finish at the Lloydminster Ranch Horse Competition/Sale. Sire is an up and coming producer with only a handful of his foals of riding age.

She will have 60 days with Stacey Mumby (306-661-0120) by sale day. Video is available on her web page (www.PaintHorses.ca) and will be updated in early April.



Introducing our new stallion
Smoke (Freckle Face Smoke) *Highest earning son of the 2011 NRCHA Hall of Fame Inductee Bonnie Smoke.*
Our horse program is detailed at www.PaintHorses.ca



APHA / AQHA Horses
The following horses are available by private treaty

SSAP MISS SMARTEE SSAP SI YA LATER IMP SSAP LUVALOTADIAMONDS



APHA 2010 Bay Filly
60 days under saddle
by end of April.



APHA 2010 Brown Gelding
30 days under saddle
by end of March.



APHA 2011 Chestnut
Overo Filly



SSAP FUDGE N CREAM SSAP VANTAGE POINT SSAP COCOA BAR STAR



APHA 2010 Brown Filly
60 days under saddle by end of
April. Also 2009 full sister with
60 days under saddle



APHA 2009 Palomino
Gelding 60 days under
saddle by end of March.
Big QUIET fella.



APHA 2010 Brown Filly
60 days under saddle
by end of April.



Calving 2011 - April



Weaning Steers



Registered Herd

Bull Battery





Registered Herd



AI'ing late April 2011




Prairie Oyster Party



The Celtic Cowboy!



Heifers



Bulls



R.I.P Reo
1992 - 2011



BLACK ANGUS YEARLING BULLS

SSA WILD FIRE 51Y

SSA 51Y 1621367 01/16/2011



JOYCE 2P



18T- A 2P DAUGHTER



51Y



EPDs / Accuracy												
BW	WW	YW	MILK	TM	CE	MCE						
-2.3	36%	+47	27%	+92	21%	+21	17%	+45	+13.0	26%	+12.0	12%

51Y

S A V 8180 TRAVELER 004
ANKONIAN WERNER WILD FIRE 96
 FSR ELBA SPECIAL DESIGN S406

SOUTH SHADOW RAIN MAN 2M
SSAP JOYCE 2P
 SOUTH SHADOW JOYCE 17M

SITZ TRAVELER 8180
 BOYD FOREVER LADY 8003
 W C C SPECIAL DESIGN L309
 W C C ELBA M82
 CUDLOBE RAINMAKER 39K
 SOUTH SHADOW DIAMOND 13K
 S A F 598 BANDO 5175
 SOUTH SHADOW JOYCE 9F

GEST	Actual BW	ADJ. 205	ADJ. 365	133 Day Test / Actual Weights			AOD
				Oct 3 WW	Feb 13 YW	ADG	
278	78	679	1124	840	1210	2.78	7

A clean made, long, hairy, deep quartered powerhouse. Dam is a super-producing, excellent uddered 2M daughter. She has sons working for the PFRA, Cavan Ranch Ltd., and Merle Darling.

His sire... The Wild Fire daughters are known for being hard working females with growth and the ability to sire more of the same.

Check out his EPDs and where he falls within the breed averages I'll let you decide his use on first calf heifers...

EPDs in the top: 1% BW, 25% WW, 10% YW, 25% MILK, 20% TM, 1% CE, 1% MCE

SSA WILD FIRE 25Y

SSA 25Y 1621345 01/08/2011

EPDs / Accuracy												
BW	WW	YW	MILK	TM	CE	MCE						
+1.9	36%	+44	26%	+82	19%	+21	15%	+43	+5.0	26%	+8.0	11%

25Y

S A V 8180 TRAVELER 004
ANKONIAN WERNER WILD FIRE 96
 FSR ELBA SPECIAL DESIGN S406

SSAP NEW ELIXIR 4R
SSA RUBY 883U
 SSA RUBY 54S

SITZ TRAVELER 8180
 BOYD FOREVER LADY 8003
 W C C SPECIAL DESIGN L309
 W C C ELBA M82
 B/R NEW FRONTIER 095
 SOUTH SHADOW EILEEN 5M
 ABERAN DMM DECISION 26H
 SOUTH SHADOW RUBY 63L

GEST	Actual BW	ADJ. 205	ADJ. 365	133 Day Test / Actual Weights			AOD
				Oct 3 WW	Feb 13 YW	ADG	
282	89	629	1032	745	1080	2.52	3



883U SON - 43X



SOD: 4R

Long as a freight train with clean lines. Dam is smaller framed and out-produces herself every year. She share's the same sire as our top-selling bull a couple of years ago to Pahl Livestock.

EPDs in the top: 25% BW, 25% MILK, 25% TM, 25% CE, 20% MCE



Darby trying to get the bulls perky for pictures ... and Sarah ... well she's scratching their itchy spots.



Below is an article titled **"Food for Thought"**, just something to consider when selecting your next herd sire *by Marty Ropp*

Just buying a bull or is there more to consider!

We all know the gravity of your bull selection today becomes a reality when their first calf crop is taken to market. Most consider pricing bulls based on a projection of years of service hopefully 4-8 years barring injury and the calf performance we might expect them to sire. If you don't keep your own replacement heifers, this makes some sense. If like most, you keep females, the long term effects of this year's buying decisions on ranch profitability may not be quite as obvious until we break it down based on the long term maternal value traits we are purchasing. Let's assume your operation purchases 4 bulls this coming spring of 2012.

- First calves born in spring of 2013
- First daughters calving in spring of 2015 (First granddaughters calve in 2017)
- With any luck 2 or more of these bulls are still breeding at age 7 (2018)
- Last calves born sired by these bulls in 2019
- Last calf crop females have their first calves in 2021 (Their first daughters calve in 2023)
- In 2022 a substantial share of the 2-7 year old cows are daughters of the bulls purchased 10 years before.

- In the year 2030 there are still a few 11 and 12 year old daughters in your herd sired by the 2012 purchased bull.
- In the year 2030 the granddaughters and great granddaughters of the bulls purchased 18 years ago still make up a substantial portion of the genetics of your herd.

I know, most of us don't like to think about the year 2030. If however your plans are to keep or make the beef business an important part of your families livelihood as far out as 2030, which most of us do, the bulls you purchase this year will still be an important piece of the profits you enjoy or the challenges you are still working through nearly 20 years from now. Sire selection is that important, use all the tools available to make the best decisions you can every time! So, if you would like to see a snap-shot of your cow herd 10-20 years from now in 2030, you need to only spend some time with the seedstock herd you purchase bulls from. With the exception of a few differences created by environment, what you see is where you are headed! The size, disposition, body condition, udders, feet, calving ease, fertility, longevity, etc of your future cow herd is right there to see. That is why it is so crucial to choose a seedstock source that is headed where you want and need to be.

BLACK ANGUS YEARLING BULLS

Cows in the Delorme / Wardberg Commercial Herd



2011 GRAND CHAMPION PEN OF COMMERCIAL HEIFERS
Black Simmental x Black Angus ~ ~ Medicine Hat Pen Show



Chad Weiss
 Home (306) 558-4401 ~ cell (306) 662 - 7060
 Maple Creek, SK

Two Yearlings

BEAR CREEK MAX 836Y

WBA 836Y 1611745 01/20/2011



G T MAXIMUM
BASIN MAX 602C
 BASIN ELINE ERICA 315U
 S A V PEACEMAKER 3179
MVF FAVORITE 836U
 MADSENS FAVORITE 16K

SCOTCH CAP
 GT MISS TRAVELER 58
 G D A R RAINMAKER 340
 BASIN ELINE ERICA 1313
 BON VIEW NEW DESIGN 878
 S A V ELBA 1094
 MADSEN'S JOHNNY WALKER 98F
 REMINGTON'S FAVORITE 209C

EPDs / Accuracy								
BW	WW	YW	MILK	TM	CE	MCE		
+2.4	35%	+53	27%	+92	21%	+21	21%	
				+48	+1.0	28%	+2.0	18%

GEST	Actual	ADJ.	ADJ.	133 Day Test / Actual Weights			AOD
	BW	205	365	Oct 3 WW	Feb 29 YW	ADG	
-	89	766	-	-	1261	-	3

With amazing muscle expression and a ton of growth, this bull always stood ahead of the group while having a moderate birth weight.
 TOP: 10% WW, 10% YW, 25% MILK, 10% TM

BEAR CREEK MAX 143Y

WBA 143Y 1634121 01/29/2011



G T MAXIMUM
BASIN MAX 602C
 BASIN ELINE ERICA 315U
 S A V NET WORTH 4200
MVF ELLEN 143U
 MVF ELLEN 26N

SCOTCH CAP
 GT MISS TRAVELER 58
 G D A R RAINMAKER 340
 BASIN ELINE ERICA 1313
 S A V S180 TRAVELER 004
 S A V MAY 2410
 GDAR SVF TRAVELER 234D
 MVF ELLEN 111J

EPDs / Accuracy								
BW	WW	YW	MILK	TM	CE	MCE		
+2.8	35%	+55	27%	+102	22%	+20	21%	
				+48	+4.0	29%	+6.0	18%

GEST	Actual	ADJ.	ADJ.	133 Day Test / Actual Weights			AOD
	BW	205	365	Oct 3 WW	Feb 29 YW	ADG	
-	86	752	-	-	1282	-	3

Sired by the great Basin Max, this bull's mother was a class winner at the 2009 World Angus Forum and is a tremendous Net Worth daughter.
 TOP: 8% WW, 3% YW, 10% TM



I would like to thank Uncle Donald and Aunty Connie for allowing me to join their sale.

My program remains calving in April and to ensure maturity, retaining the bulls as virgin two-year olds. As calves, they are wintered on a growing ration then turned out on grass in the middle of April. They are brought in at the end of December and fed tub-ground hay, rye bales, and screening pellets. They are vaccinated with 7-way containing Haemophilous; IBR/P13/IBR.

These two yearlings are on offer because I purchased two cows from Mountain View Farms dispersal and with such an early birth date, decided to sell them as yearlings.

If you have any questions do not hesitate to call; or stop by to view the bulls anytime. Look forward to seeing you at the sale.

BLACK ANGUS TWO YEAR OLD BULLS

Reference Sire SSA 4336 DENSITY 26T

SSA 55Y 1621370 01/17/2011



S A V 8180 TRAVELER 004
S A V 004 DENSITY 4336
 S A V MAY 7238

CUDLOBE RAINMAKER 39K
SOUTH SHADOW RUBY 12N
 SOUTH SHADOW RUBY 63L

SITZ TRAVELER 8180
 BOYD FOREVER LADY 8003
 LEACHMAN RIGHT TIME
 S A R PROSPECTOR MAY 9124
 STEVENSON RAINMAKER 630G
 CUDLOBE KYMA 18H
 SOUTH SHADOW OVER DRIVE 27J
 EARLY SUNSET RUBY 54G



RUBY 12N

DENSITY 4336

EPDs / Accuracy							Act	ADJ.	ADJ.						
BW	WW	YW	MILK	TM	CE	MCE	BW	205	365						
+2.2	57%	+42	43%	+79	39%	+19	24%	+40	+4.0	35%	+5.0	19%	82	692	1121

Walking Reference Sire for the Weiss herd. He is thick top to bottom, stylish with perfect feet. Siring some impressive females that are the replacement kind.

Two Year Old



BEAR CREEK DENSITY 75X

WBA 75X 1554922 04/05/2010



S A V 004 DENSITY 4336
SSA 4336 DENSITY 26T
 SOUTH SHADOW RUBY 12N

DURALTA 429M TIME ZONE 30R
BEAR CREEK LAVENDER LADY 756T
 EBON HILL LAVENDER LADY 356'03

S A V 8180 TRAVELER 004
 S A V MAY 7238
 CUDLOBE RAINMAKER 39K
 SOUTH SHADOW RUBY 63L
 KBJ CONQUOR 429M
 FREYBURN LADY 7L
 EBON HILL BLACK POWER 41'99
 EBON HILL LAVENDER LADY 256'97

EPDs / Accuracy												
BW	WW	YW	MILK	TM	CE	MCE						
+5.1	31%	+37	20%	+71	19%	+13	10%	+32	-2.0	18%	+1.0	6%

GEST	Actual BW	ADJ. 205	ADJ. 365	133 Day Test / Actual Weights			AOD
				Oct 3 WW	Feb 13 YW	ADG	
-	92	678	-	-	-	-	4

I cannot say enough about 26T's offspring. Their sire has perfect feet, thickness top to bottom, style, throws incredible udders, and his calves are always at the top of the weight class. He is as complete herd sire as can be found and anyone who is raising black cattle should have a son from 26T.

Two Year Old



BEAR CREEK TRAVELLER 96X

WBA 96X 1554918 03/28/2010



SITZ TRAVELER 8180
S A V FINAL ANSWER 0035
 S A V EMULOUS 8145

AJC H A F TRAVELER OIL
YOUNG DALE EUGENIE 96P
 DOUBLE J EUGENIE 208L

G D A R TRAVELER 71
 SITZ EVERELDA ENTENSE 1137
 BON VIEW BANDO 598
 S A V SKY EMULOUS 2124
 SITZ TRAVELER 043
 AJC HAF KIRSTEN 45J
 LLB TEX 76J
 DOUBLE J EUGENIE 46G

EPDs / Accuracy												
BW	WW	YW	MILK	TM	CE	MCE						
+3.2	35%	+50	26%	+91	26%	+22	21%	+47	+3.0	27%	+5.0	17%

GEST	Actual BW	ADJ. 205	ADJ. 365	133 Day Test / Actual Weights			AOD
				Oct 3 WW	Feb 13 YW	ADG	
-	91	734	-	-	-	-	7

A powerful Final Answer son that I cannot fault in any way. His mother is one of my top producing cows with an awesome udder and great feet. This bull will make a tremendous herd sire in anyone's program.

TOP: 15% WW, 10% YW, 15% MILK, 15% TM

BEAR CREEK PALADIN 89X

CBW 89X 1554926 04/20/2010

EPDs / Accuracy						
BW	WW	YW	MILK	TM	CE	MCE
+2.9 32%	+30 21%	+65 20%	+17 11%	+32	+5.0 19%	+7.0 8%

S A V 004 DENSITY 4336
SSA 4336 DENSITY 26T
 SOUTH SHADOW RUBY 12N

S A V 8180 TRAVELER 004
 S A V MAY 7238
 CUDLOBE RAINMAKER 39K
 SOUTH SHADOW RUBY 63L
 TC FREEDOM 104
 BELVIN LADY BLOSSOM 22'02
 LUKENS 9440 SCOTCH CAP L463
 LINWOOD RUBY 44G

89X

BELVIN RENEGADE 6'05
KENBERT RENEGADE RUBY 89T
 KENBERT RUBY 24K

GEST	Actual BW	ADJ. 205	ADJ. 365	133 Day Test / Actual Weights			AOD
				Oct 3 WW	Feb 13 YW	ADG	
-	79	633	-	-	-	-	4

His mother is doing an incredible job with another calf like this one in the pen for next year.

TOP: 25% CE

Two Year Old



BEAR CREEK Density 16X

WBA 16X 1554920 04/14/2010

EPDs / Accuracy						
BW	WW	YW	MILK	TM	CE	MCE
+1.4 31%	+41 21%	+73 19%	+18 11%	+39	+6.0 19%	+5.0 8%

S A V 004 DENSITY 4336
SSA 4336 DENSITY 26T
 SOUTH SHADOW RUBY 12N

S A V 8180 TRAVELER 004
 S A V MAY 7238
 CUDLOBE RAINMAKER 39K
 SOUTH SHADOW RUBY 63L
 DWAJO CHIEF 92E
 CRESCENT CREEK LASS 11E
 HOLLBROOK RITO 12J
 FINELL TEX JENNIFER 4K

16X

CRESCENT CREEK CHIEF 47N
BEAR CREEK JENNIFER 16'06
 FINELL JENNIFER RITO 16N

GEST	Actual BW	ADJ. 205	ADJ. 365	133 Day Test / Actual Weights			AOD
				Oct 3 WW	Feb 13 YW	ADG	
-	78	739	-	-	-	-	5

A low birth weight bull that will get the job done come weaning time.

TOP: 20% BW, 20% CE

Two Year Old



Two Year Old

BEAR CREEK Density 56X

WBA 56X 1554919 05/24/2010

EPDs / Accuracy						
BW	WW	YW	MILK	TM	CE	MCE
+4.5 32%	+49 21%	+84 19%	+13 12%	+38	+1.0 19%	+3.0 8%

S A V 004 DENSITY 4336
SSA 4336 DENSITY 26T
 SOUTH SHADOW RUBY 12N

S A V 8180 TRAVELER 004
 S A V MAY 7238
 CUDLOBE RAINMAKER 39K
 SOUTH SHADOW RUBY 63L
 S A NEUTRON 377
 KENOSEE PARK BLACKBIRD 2K
 EBON HILL BLACK POWER 41'99
 EBON HILL LAVENDER LADY 256'97

56X

NEW FORCE THUNDER 02N
BEAR CREEK LAVENDER LADY 56'05
 EBON HILL LAVENDER LADY 356'03

GEST	Actual BW	ADJ. 205	ADJ. 365	133 Day Test / Actual Weights			AOD
				Oct 3 WW	Feb 13 YW	ADG	
-	88	709	-	-	-	-	6

This bull went off his feed when we brought him in and is behind the others in terms of condition, yet he is sound and healthy. His full brother was my lead off bull last year and was bought by Travis Armstrong.

TOP: 20% WW, 25% YW

Two Year Old

BEAR CREEK TOTAL 78X

WBA 78X 1554915 03/22/2010

EPDs / Accuracy						
BW	WW	YW	MILK	TM	CE	MCE
+2.1 36%	+42 27%	+70 27%	+12 21%	+33	+5.0 27%	+8.0 17%

SITZ ALLIANCE 6595
K C F BENNETT TOTAL
 EXT OF CONANGA 6790

SITZ TRAVELER 8180
 SITZ BARBARAMERE JET 2698
 N BAR EMULATION EXT
 LADY ENCHANTRESS OF CONANGA
 BELVIN BLACK MAGIC 42'92
 ISLA BANK PRIME BEAUTY 7E
 WIWA CREEK STOCKMAN 43'93
 EBON HILL BLACKBIRD 78'94

78X

EBON HILL BLACK POWER 41'99
EBON HILL BLACKBIRD 278'03
 EBON HILL BLACKBIRD 178'97

GEST	Actual BW	ADJ. 205	ADJ. 365	133 Day Test / Actual Weights			AOD
				Oct 3 WW	Feb 13 YW	ADG	
-	79	712	-	-	-	-	8

A quiet, good-footed son of Bennett Total. A full sister is retained in herd.

TOP: 25% CE, 20% MCE

BLACK ANGUS YEARLING BULLS

SSA 35R RAIN ON 162Y

SSA 162Y 1621421 03/07/2011



AKITA 39S



MGD: 31N



**27Y - MAT 1/2
BROTHER to DAM 39S**

Study this bull's body composition, he's only a March 7 calf (awesome). Moderate BW. Deep, smooth, powerful, correct, masculine and nice headed.

Dam, 39S, is an attractive, larger feminine daughter of Bando 24M, who sired awesome uddered females (x that by 2). With Rain On 35R as his sire Don's really high on this bull ... SSA and IJS prefixes throughout. 162Y, had a 112 weaning index and a 110 yearling index. (MGGD 89E elite status: 7 @ 107 index). Might be the sleeper of the sale.

EPDs in the top: 4% BW, 5% MILK, 20% TM, 10% CE, 20% MCE

EPDs / Accuracy						
BW	WW	YW	MILK	TM	CE	MCE
+1.2 34%	+35 23%	+64 16%	+25 12%	+43	+6.0 20%	+7.0 8%

162Y

SOUTH SHADOW RAIN MAN 2M
SSAP RAIN ON 35R
 SOUTH SHADOW JOYCE 28N
 SOUTH SHADOW BANDO 24M
SSA AKITA 39S
 SOUTH SHADOW AKITA 31N
 CUDLOBE RAINMAKER 39K
 SOUTH SHADOW DIAMOND 13K
 BON VIEW NEW DESIGN 87S
 JAY EN DEE JOYCE 32G
 S A F 598 BANDO 517S
 JAY EN DEE GEORGINA 27G
 DMM DYNASTY 03G
 JAY EN DEE PRIDE 14-89E

GEST	Actual	ADJ.	ADJ.	133 Day Test / Actual Weights		AOD
	BW	205	365	Oct 3 WW	Feb 13 YW	
-	86	705	1174	720	1110	2.93 5



SSA 35R RAIN ON 159Y

SSA 159Y 1621419 03/07/2011

159Y

SOUTH SHADOW RAIN MAN 2M
SSAP RAIN ON 35R
 SOUTH SHADOW JOYCE 28N
 BELVIN BLACK MAGIC 42'92
SOUTH SHADOW PATSY 23L
 JAY EN DEE PATSY 22D
 CUDLOBE RAINMAKER 39K
 SOUTH SHADOW DIAMOND 13K
 BON VIEW NEW DESIGN 87S
 JAY EN DEE JOYCE 32G
 S A F BATMAN
 BELVIN LADY BLOSSOM 23'84
 CENTURY TOUCHSTONE 131
 JAY EN DEE PATSY 41T

EPDs / Accuracy						
BW	WW	YW	MILK	TM	CE	MCE
+2.8 35%	+22 24%	+50 18%	+19 14%	+30	+1.0 21%	+3.0 9%

GEST	Actual	ADJ.	ADJ.	133 DAY TEST		AOD
	BW	205	365	Oct 3 WW	Feb 13 YW	
-	97	617	1020	630	965	2.52 10

Long, stretchy made bull ~ fluid mover. Dam has produced top performing females. A maternal sister to 159Y is Isabella's and Mackayla's cow that, as a two year old, weaned the heaviest heifer calf with an actual 840 lbs and a 131 yearling index.



23L SON, 48W



PATSY 23L

SSA 35U IN FOCUS 139Y

SSA 139Y 1621407 02/17/2011

139Y

EPDs / Accuracy						
BW	WW	YW	MILK	TM	CE	MCE
+1.5 34%	+42 24%	+84 16%	+19 12%	+40	+8.0 26%	+9.0 10%

MYTTY IN FOCUS
SSA 109 IN FOCUS 35U
 SSAP EILEEN 42P

S A V NET WORTH 4200
SSA DIAMOND 920W
 SOUTH SHADOW DIAMOND 13K

S A F FOCUS OF E R
 MYTTY COUNTESS 906
 GRANDVIEW WOMACK DIRECT
 SOUTH SHADOW EILEEN 17F
 S A V 8180 TRAVELER 004
 S A V MAY 2410
 PAPA EQUATOR 2928
 JAY EN DEE PRIDE 43D

GEST	Actual BW	ADJ. 205	ADJ. 365	133 Day Test / Actual Weights			AOD
				Oct 3 WW	Feb 13 YW	ADG	
-	83	631	1112	610	1010	3.01	2

Moderate BW moderate frame with lots of thickness and length. Good hair and sound structured. Lots of paternal power both top and bottom. Grand dam is the beautiful Diamond 13K cow who produced our walking herd sire 2M and who also has a son that sells 75Y (pg 33).

EPDs in the top: 20% BW, 25% YW, 10% CE, 10% MCE



DIAMOND 920W



MGD: 13K

SSA 35U IN FOCUS 101Y

SSA 101Y 1621392 02/01/2011

101Y

EPDs / Accuracy						
BW	WW	YW	MILK	TM	CE	MCE
+1.9 34%	+46 24%	+87 16%	+18 12%	+41	+7.0 15%	+10.0 8%

MYTTY IN FOCUS
SSA 109 IN FOCUS 35U
 SSAP EILEEN 42P

S A V NET WORTH 4200
SSA DIAMOND 931W
 SSAP DIAMOND 20P

S A F FOCUS OF E R
 MYTTY COUNTESS 906
 GRANDVIEW WOMACK DIRECT
 SOUTH SHADOW EILEEN 17F
 S A V 8180 TRAVELER 004
 S A V MAY 2410
 ROCKN D AMBUSH 1531
 JAY EN DEE PRIDE 43D

GEST	Actual BW	ADJ. 205	ADJ. 365	133 Day Test / Actual Weights			AOD
				Oct 3 WW	Feb 13 YW	ADG	
-	81	633	1054	630	1000	2.63	2

What a little tank and with a moderate birth weight. Top 25% in the BW EPD ~ you decide; heifers or cows or maybe both. Dam is moderate framed, bred for maternal, performance and carcass. Maternal Grandam 20P has a son that sells 86Y (pg 15).

EPDs in the top: 25% BW, 20% YW, 15% CE, 8% MCE



DIAMOND 931W



MGD: 20P

SSA 35U IN FOCUS 81Y

SSA 81Y 1621381 01/23/2011

81Y

EPDs / Accuracy						
BW	WW	YW	MILK	TM	CE	MCE
+1.9 34%	+37 23%	+73 15%	+20 10%	+39	+6.0 24%	+7.0 8%

MYTTY IN FOCUS
SSA 109 IN FOCUS 35U
 SSAP EILEEN 42P

SSAP RAIN ON 35R
SSA ERROLLINE 9109W
 SOUTH SHADOW ERROLLINE 21N

S A F FOCUS OF E R
 MYTTY COUNTESS 906
 GRANDVIEW WOMACK DIRECT
 SOUTH SHADOW EILEEN 17F
 SOUTH SHADOW RAIN MAN 2M
 SOUTH SHADOW JOYCE 28N
 SITZ ALLIANCE 6595
 SOUTH SHADOW ERROLLINE 7H

GEST	Actual BW	ADJ. 205	ADJ. 365	133 Day Test / Actual Weights			AOD
				Oct 3 WW	Feb 13 YW	ADG	
-	86	625	1004	660	975	2.37	2

Moderate BW. Grand Dam 21N is an Elite cow with a 106 index avg on 5 calves ~ the Great Grand Dam, 7H, has 3 at 110 for her Elite status. Smooth as silk, clean made with good structure. Dam is moderate framed and very feminine.

EPDs in the top: 25% BW, 20% CE



ERROLLINE 9109W



MGD: 21N

BLACK ANGUS YEARLING BULLS



SSA 35U *IN FOCUS* 36Y

SSA 36Y 1621355 01/11/2011

EPDs / Accuracy												
BW	WW	YW	MILK	TM	CE	MCE						
+1.5	34%	+51	23%	+88	14%	+21	9%	+47	+6.0	24%	+8.0	8%



MYTTY IN FOCUS
SSA 109 IN FOCUS 35U
SSAP EILEEN 42P

BIG SKY DLD RIGHT WAY 68S
SSA EILEEN 986W
SSAP EILEEN 20R

S A F FOCUS OF E R
MYTTY COUNTLESS 906
GRANDVIEW WOMACK DIRECT
SOUTH SHADOW EILEEN 17F
HYLINE RIGHT WAY 78I
BIG SKY DYNA 435
SOUTH SHADOW RAIN MAN 2M
SOUTH SHADOW EILEEN 30N

GEST	Actual BW	ADJ. 205	ADJ. 365	133 Day Test / Actual Weights			AOD
				Oct 3 WW	Feb 13 YW	ADG	
281	88	666	1087	740	1090	2.63	2

Long, smooth bull with a moderate BW. All-a-round good EPDs. Dam is a daughter of our 68S sire that threw udders on his daughters that can't be beat.

EPDs in the top: 20% BW, 15% WW, 15% YW, 25% MILK, 15% TM, 20% CE, 20% MCE



108U: DAM'S 1/2 Brother



EILEEN 986W



SSA 35U *IN FOCUS* 127Y

SSA 127Y 1621404 02/13/2011

EPDs / Accuracy												
BW	WW	YW	MILK	TM	CE	MCE						
+3.2	34%	+48	24%	+87	16%	+19	11%	+43	+5.0	25%	+7.0	10%



MYTTY IN FOCUS
SSA 109 IN FOCUS 35U
SSAP EILEEN 42P

S A V NET WORTH 4200
SSA ERROLLINE 908W
SOUTH SHADOW ERROLLINE 42N

S A F FOCUS OF E R
MYTTY COUNTLESS 906
GRANDVIEW WOMACK DIRECT
SOUTH SHADOW EILEEN 17F
S A V S180 TRAVELER 004
S A V MAY 2410
SOUTH SHADOW PINE DRIVE 10K
SOUTH SHADOW ERROLLINE 11F

GEST	Actual BW	ADJ. 205	ADJ. 365	133 Day Test / Actual Weights			AOD
				Oct 3 WW	Feb 13 YW	ADG	
-	89	676	1049	670	980	2.33	2

A moderate birth weight bull, with performance and a strong maternal pedigree, all in a nicely made package. Dam is a larger framed, big performance cow.

EPDs in the top: 25% WW, 20% YW, 25% TM, 25% CE



MGD: 42N



ERROLLINE 908



SSA HERITAGE 7Y

SSA 7Y 1621326 01/01/2011

EPDs / Accuracy												
BW	WW	YW	MILK	TM	CE	MCE						
+6.1	37%	+55	28%	+93	23%	+23	18%	+51	-6.0	24%	+2.0	13%



CAR DUKE 104
S A V HERITAGE 6295
SSAP EILEEN 42P

SOUTH SHADOW PINE DRIVE 10K
SOUTH SHADOW ERROLLINE 42N
SOUTH SHADOW ERROLLINE 11F

CAR TRACKER 904
C A R MISS RAINDANCER 42I
S A V S180 TRAVELER 004
S A V BLACKCAP MAY 4136
PINE DRIVE BIG SKY
JAY EN DEE EILEEN 36D
JAY EN DEE TOUCHSTONE 131-32D
JAY EN DEE ERROLLINE 12D

GEST	Actual BW	ADJ. 205	ADJ. 365	133 Day Test / Actual Weights			AOD
				Oct 3 WW	Feb 13 YW	ADG	
275	100	652	1121	840	1230	2.93	8

Deep-sided, big, long framed bull with tremendous growth. His calves should push down the scales. Dam has high maternal strength going back to Pine Drive and the matriarch of our herd, 36D.

EPDs in the top: 8% WW, 10% YW, 10% MILK, 7% TM



21X: 42N SON



ERROLLINE 42N

SSA MANDATE 75Y

SSA 75Y 1621377 01/22/2011

EPDs / Accuracy

BW	WW	YW	MILK	TM	CE	MCE
+1.7 P	+47 P	+95 P	+24 P	-	TWIN	TWIN

SS OBJECTIVE T510 OT26
SYDGEN MANDATE 6079
SYDGEN GINA 4235

SS TRAVELER 6807 T510
SS MISS RITA R011 7R8
S A F FOCUS J30
INNIWAY MS NEW DESIGN 201
PAPA POWER 096
PAPA ENVIOUS BLACKBIRD 8849
JAY EN DEE NEW TREND 14B
ELLANIN PRIDE 9R

75Y

PAPA EQUATOR 2928
SOUTH SHADOW DIAMOND 13K
JAY EN DEE PRIDE 43D

GEST	Actual BW	ADJ. 205	ADJ. 365	133 Day Test / Actual Weights			AOD
				Oct 3 WW	Feb 13 YW	ADG	
279	72	626	1137	725	1150	3.20	11

TWIN Dam is mother to our previous calving ease sire (2M) who had one of the lowest BW EPD in the breed and one of the highest yearling gain EPD. Thickly made, big nutted and a very quiet disposition.

EPDs in the top: 25% BW, 25% WW, 9% YW, 10% MILK, 9% SC, 10% FAT



DIAMOND 13K



13K SON: 2M

SSA MANDATE 96Y

SSA 96Y 1621390 01/30/2011

EPDs / Accuracy

BW	WW	YW	MILK	TM	CE	MCE
-0.2 36%	+43 28%	+88 22%	+28 15%	+50	+10.0 28%	+8.0 11%

SS OBJECTIVE T510 OT26
SYDGEN MANDATE 6079
SYDGEN GINA 4235

SS TRAVELER 6807 T510
SS MISS RITA R011 7R8
S A F FOCUS J30
INNIWAY MS NEW DESIGN 201
CUDLOBE RAINMAKER 39K
SOUTH SHADOW DIAMOND 13K
BON VIEW NEW DESIGN 878
JAY EN DEE JOYCE 32G

96Y

SOUTH SHADOW RAIN MAN 2M
SSA JOYCE 77T
SOUTH SHADOW JOYCE 28N

GEST	Actual BW	ADJ. 205	ADJ. 365	133 Day Test / Actual Weights			AOD
				Oct 3 WW	Feb 13 YW	ADG	
280	89	631	1130	720	1135	3.12	4

Moderate BW but with a -0.2 BW EPD you decide if he is heifer breeding material. Smooth, deep, proud looking bull. Dam to 18W, our top selling calving ease bull, in the 2010 sale to Pahl Livestock.

EPDs in the top: 4% BW, 15% YW, 2% MILK, 8% TM, 3% CE, 20% MCE



JOYCE 77T



18W: 77T SON

DLD BOB 105Y

DLD 105Y 1621462 02/03/2011

EPDs / Accuracy

BW	WW	YW	MILK	TM	CE	MCE
-0.4 36%	+45 26%	+81 20%	+19 10%	+42	+11.0 22%	+11.0 6%

HOFF INSIGNIA 697 224
SALT CREEK BOB 7003
HOFF BLACKBIRD S C 244

HOFF LIMITED EDITION SC 594
HOFF SUNSHINE S C 33S6
HOFF HEAD OF THE CLASS
HOFF TRENDY S C 779
CUDLOBE RAINMAKER 39K
SOUTH SHADOW DIAMOND 13K
ANKONIAN ELIXIR 100
SOUTH SHADOW AKITA 3H

105Y

SOUTH SHADOW RAIN MAN 2M
RISING STORM AKITA 47R
RISING STORM AKITA 38N

GEST	Actual BW	ADJ. 205	ADJ. 365	133 Day Test / Actual Weights			AOD
				Oct 3 WW	Feb 13 YW	ADG	
280	79	635	978	735	1020	2.14	6

Recommended for heifers. An attractive Bob calf with a low 79 lb birth weight. 105Y should be an outcross to most Canadian Pedigrees. His dam is a nice, moderate 2M daughter that consistently produces stylish, low birth weight calves. EPDs in the top: 3% BW, 2% CE, 4% MCE



AKITA 47R



121U: 47R SON

BLACK ANGUS YEARLING BULLS



SSA BOB 8Y

SSA 8Y 1621330 01/02/2011

EPDs / Accuracy												
BW	WW	YW	MILK	TM	CE	MCE						
+4.3	35%	+53	26%	+92	19%	+21	9%	+48	+0.0	22%	+4.0	6%



8Y

HOFF INSIGNIA 697 224
SALT CREEK BOB 7003
 HOFF BLACKBIRD S C 244

SSAP DATELINE 18P
SSA AKITA 19S
 SSAP AKITA 14P

HOFF LIMITED EDITION SC 594
 HOFF SUNSHINE S C 335G
 HOFF HEAD OF THE CLASS
 HOFF TRENDY S C 779
 VERMILION DATELINE 707S
 SOUTH SHADOW EILEEN 5G
 SOUTH SHADOW RAIN MAN 2M
 SOUTH SHADOW AKITA SM

GEST	Actual BW	ADJ. 205	ADJ. 365	133 Day Test / Actual Weights			AOD
				Oct 3 WW	Feb 13 YW	ADG	
272	102	684	1129	880	1250	2.78	5

Big framed, long, deep-sided, smooth made bull. Heaviest actual WW @ 880 lbs and we don't creep feed. Great growth and maternal EPDs. Dam is moderate framed and very feminine made daughter of Dateline 18P. With 36D. and Rain Man 2M in the pedigree ... look for tremendous females in his calf crops. EPDs in the top: 10% WW, 10% YW, 25% MILK, 10% TM



SOD: 18P



AKITA 19S



SSA WILD FIRE 72Y

SSA 72Y 1621376 01/22/2011

EPDs / Accuracy												
BW	WW	YW	MILK	TM	CE	MCE						
+0.8	36%	+44	27%	+84	21%	+16	17%	+38	+8.0	26%	+10.0	13%



72Y

S A V 8180 TRAVELER 004
ANKONIAN WERNER WILD FIRE 96
 FSR ELBA SPECIAL DESIGN S406

F A R KRUGERRAND 410H
SSAP DIAMOND 16R
 SOUTH SHADOW DIAMOND 29H

SITZ TRAVELER 8180
 BOYD FOREVER LADY 8003
 W C C SPECIAL DESIGN L309
 W C C ELBA M82
 KRUGERRAND OF DONAMERE 490
 F A R ERIANNA 286F
 SOUTH SHADOW FORTUNE 7F
 JAY EN DEE PRIDE 43D

GEST	Actual BW	ADJ. 205	ADJ. 365	133 Day Test / Actual Weights			AOD
				Oct 3 WW	Feb 13 YW	ADG	
280	82	621	1012	750	1075	2.44	7

Thick, deep-ribbed, good haired bull with balanced EPDs. Dam is good uddered, moderate framed and deep. Should sire very appealing, easy-fleshing progeny with growth and sound structure. Grand Dam, 29H is Elite with 3 @ 105.

EPDs in the top: 10% BW, 25% YW, 10% CE, 8% MCE



SOD: 410H



DIAMOND 16R



SSA WILD FIRE 63Y

SSA 63Y 1621372 01/20/2011

EPDs / Accuracy												
BW	WW	YW	MILK	TM	CE	MCE						
+3.0	37%	+45	27%	+79	21%	+15	17%	+38	+1.0	24%	+6.0	13%



63Y

S A V 8180 TRAVELER 004
ANKONIAN WERNER WILD FIRE 96
 FSR ELBA SPECIAL DESIGN S406

EBON HILL DIVIDEND 14'99
SOUTH SHADOW EILEEN 36L
 SOUTH SHADOW EILEEN 5G

SITZ TRAVELER 8180
 BOYD FOREVER LADY 8003
 W C C SPECIAL DESIGN L309
 W C C ELBA M82
 EBON HILL MAGIC MAN 41'97
 EBON HILL BRIDE 4'95
 JAY EN DEE TRAVELER 23-29C
 JAY EN DEE EILEEN 36D

GEST	Actual BW	ADJ. 205	ADJ. 365	133 Day Test / Actual Weights			AOD
				Oct 3 WW	Feb 13 YW	ADG	
281	96	636	1057	770	1120	2.63	10

Square hipped, deep quartered, long and smooth. He is as impressive as his picture. Loaded with shape and style. Dam is 11 yrs old, still producing and is a grand daughter of 36D.



MGD: 5G



EILEEN 36L

SSA 92U FREEDOM 172Y

SSA 172Y 1621426 03/18/2011

EPDs / Accuracy

BW	WW	YW	MILK	TM	CE	MCE
+0.9 34%	+45 22%	+75 14%	+20 10%	+43	+7.0 20%	+11.0 8%

TC FREEDOM 104
SSA 104 FREEDOM 92U
 SOUTH SHADOW AKITA 21L

CONNELY FOREFRONT
 T C RUBY 9095
 WHITESTONE WIDESPREAD MB
 SOUTH SHADOW AKITA 7G
 VERMILION DATELINE 7078
 SOUTH SHADOW EILEEN 5G
 CUDLOBE RAINMAKER 39K
 SOUTH SHADOW EILEEN 36L

172Y

SSAP DATELINE 18P
SSA EILEEN 78T
 SOUTH SHADOW EILEEN 30N

GEST	Actual BW	ADJ. 205	ADJ. 365	133 Day Test / Actual Weights			AOD
				Oct 3 WW	Feb 13 YW	ADG	
-	89	734	1077	700	985	2.14	4

This hairy rascal has all-a-round good EPDs. These 92U sons are loaded with style and shape. Dam is smaller framed and going back twice to 36D on the bottom side.

EPDs in the top: 10% BW, 25% TM, 15% CE, 4% MCE



EILEEN 78T



MGD: 30N

KD 92U FREEDOM 155Y

KD 155Y 1621316 02/28/2011

EPDs / Accuracy

BW	WW	YW	MILK	TM	CE	MCE
+1.4 34%	+36 22%	+64 14%	+18 10%	+36	+6.0 20%	+10.0 8%

TC FREEDOM 104
SSA 104 FREEDOM 92U
 SOUTH SHADOW AKITA 21L

CONNELY FOREFRONT
 T C RUBY 9095
 WHITESTONE WIDESPREAD MB
 SOUTH SHADOW AKITA 7G
 SOUTH SHADOW RAIN MAN 2M
 SOUTH SHADOW JOYCE 28N
 B/R NEW FRONTIER 095
 JAY EN DEE BLACKBIRD 11W

155Y

SSAP RAIN ON 35R
KD BLACKBIRD 52T
 SOUTH SHADOW BLACKBIRD 15R

GEST	Actual BW	ADJ. 205	ADJ. 365	133 Day Test / Actual Weights			AOD
				Oct 3 WW	Feb 13 YW	ADG	
-	89	654	1021	670	975	2.29	4

Smooth and soft made. Dam is very feminine, moderate framed with an awesome udder. Grand Dam was a beautiful young cow we lost under the dugout ice and great Grand Dam 11W was with us until the ripe old age of 19, after producing 17 (natural) calves for two generations of Delormes.

EPDs in the top: 20% BW, 20% CE, 8% MCE



BLACKBIRD 52T



SOD: 35R

SSA 92U FREEDOM 160Y

SSA 160Y 1621420 03/07/2011

EPDs / Accuracy

BW	WW	YW	MILK	TM	CE	MCE
+2.2 34%	+34 23%	+61 15%	+21 12%	+38	+4.0 21%	+8.0 9%

TC FREEDOM 104
SSA 104 FREEDOM 92U
 SOUTH SHADOW AKITA 21L

CONNELY FOREFRONT
 T C RUBY 9095
 WHITESTONE WIDESPREAD MB
 SOUTH SHADOW AKITA 7G
 STEVENSON RAINMAKER 630G
 CUDLOBE KYMA 18H
 EBON HILL DIVIDEND 1499
 SOUTH SHADOW EILEEN 5G

160Y

CUDLOBE RAINMAKER 39K
SOUTH SHADOW EILEEN 30N
 SOUTH SHADOW EILEEN 36L

GEST	Actual BW	ADJ. 205	ADJ. 365	133 Day Test / Actual Weights			AOD
				Oct 3 WW	Feb 13 YW	ADG	
-	99	622	989	635	940	2.29	8

Much like his sire he shows style, shape and that deep quarter. Dam is moderate with lots of milk and a great udder. Rainmaker 39K has top females in the herd and ... it doesn't hurt that she is part of the Eileen 36D family. 30N has 2 ultra feminine daughters with sons in this sale 9108 (pg 18) and 78T (pg 35). EPDs in the top: 25% MILK, 20% MCE



EILEEN 30N



MGD: 36L

BLACK ANGUS YEARLING BULLS



DLD 92U FREEDOM 166Y

DLD 166Y 1621471 03/12/2011

EPDs / Accuracy												
BW	WW	YW	MILK	TM	CE	MCE						
+3.0	34%	+40	23%	+68	15%	+18	12%	+38	+3.0	21%	+10.0	10%



TC FREEDOM 104
SSA 104 FREEDOM 92U
 SOUTH SHADOW AKITA 21L
 MINERTS FORTUNE 2000
DLD DIAMOND MIST 15T
 BIG SKY RS DIAMOND MIST 53R

CONNELLY FOREFRONT
 T C RUBY 9095
 WHITESTONE WIDESPREAD MB
 SOUTH SHADOW AKITA 7G
 SCHURRTOP FORTUNE 3261
 MINERTS EDELLA 951
 K C F BENNET COALITION SCC
 BIG SKY MAF DIAMOND MIST 304

GEST	Actual BW	ADJ. 205	ADJ. 365	133 Day Test / Actual Weights		AOD	
				Oct 3 WW	Feb 13 YW		
-	89	616	995	600	915	2.37	6

Another good Freedom 92U out of a fancy, excellent uddered Fortune 2000 cow. 166Y is a well balanced and correct calf, with smooth shoulders, a clean front-end, and hair to burn. MGD 53R is designated an Elite Cow: 5 Calves, Average Ratio 109 EPDs in the top: 8% MCE



MGD: 553R



DIAMOND MIST 15T



DLD THUNDER 109Y

DLD 109Y 1621464 02/05/2011

EPDs / Accuracy												
BW	WW	YW	MILK	TM	CE	MCE						
+3.7	36%	+43	28%	+82	23%	+25	20%	+47	-1.0	29%	+2.0	16%



BALDRIDGE KABOOM K243 KCF
CONNELLY THUNDER
 PARKA OF CONANGA 241
 B C LOOKOUT 7024
DLD AKITA 851U
 DLD AKITA 13M

JAUER 353 TRAVELER 589 27
 PLEASANTA OF CONANGA 736
 BON VIEW BANDO 598
 PARTINA OF CONANGA 6237
 O C C LEGEND 616L
 GIBBET HILL MIGNONNE E37
 CUDLOBE RAINMAKER 39K
 DLD AKITA 24K

GEST	Actual BW	ADJ. 205	ADJ. 365	133 Day Test / Actual Weights		AOD	
				Oct 3 WW	Feb 13 YW		
285	100	655	1112	705	1085	2.86	3

Another Thunder calf who should add some length of spine to his offspring. 109Y has a good hip and top. His Dam has lots of milk and a nice tight udder. She had an excellent Final Answer son that sold in last year's sale. EPDs in the top: 7% Milk, 15% TM



52X: 851U SON



AKITA 851U



DLD THUNDER 83Y

DLD 83Y 1621460 01/25/2011

EPDs / Accuracy												
BW	WW	YW	MILK	TM	CE	MCE						
+2.2	37%	+40	28%	+83	23%	+18	21%	+38	+3.0	29%	+9.0	17%



BALDRIDGE KABOOM K243 KCF
CONNELLY THUNDER
 PARKA OF CONANGA 241
 B C MATRIX 4132
DLD AKITA 54T
 DLD AKITA 38N

JAUER 353 TRAVELER 589 27
 PLEASANTA OF CONANGA 736
 BON VIEW BANDO 598
 PARTINA OF CONANGA 6237
 O C C EMBLAZON 854E
 CAF PURE PRIDE EXT 99
 ANKONIAN ELIXIR 100
 SOUTH SHADOW AKITA 3H

GEST	Actual BW	ADJ. 205	ADJ. 365	133 Day Test / Actual Weights		AOD	
				Oct 3 WW	Feb 13 YW		
279	88	547	1034	630	1035	3.05	4

Another long spinned Thunder calf with respectable numbers. His 365 day index was 115 and he comes from a very attractive Matrix female that is extremely easy fleshing, deep, with a nice, small head. EPDs in the top: 25% YW, 10% MCE



SOD



AKITA 54T

BLACK ANGUS YEARLING BULLS

SSA LOOKOUT 94Y

SSA 94Y 1621388 01/29/2011

EPDs / Accuracy

BW	WW	YW	MILK	TM	CE	MCE
+4.5 37%	+53 28%	+87 23%	+17 20%	+44	+0.0 29%	+2.0 15%

O C C LEGEND 616L
B C LOOKOUT 7024
 GIBBET HILL MIGNONNE E37

O C C EMBLAZON 854E
 O C C BLACKBIRD 632J
 PAPA EQUATOR 2928
 GIBBET HILL MIGNONNE TR 29
 CONNEALY DATELINE
 VERMILION BLACKBIRD 5044
 J R JUICE Z005
 JAY EN DEE JOYCE 20T

94Y

VERMILION DATELINE 7078
SSAP JOYCE 39R
 JAY EN DEE JOYCE 74E

GEST	Actual BW	ADJ. 205	ADJ. 365	133 Day Test / Actual Weights			AOD
				Oct 3 WW	Feb 13 YW	ADG	
283	98	697	1070	820	1130	2.33	6

The only Lookout bull calf this year ... extra thick, with shape, length and muscle. Dam is a super thick, deep wide, sweet uddered daughter of VRD 7078 with JR Juice as her GrandSire. Now you don't see that pedigree mix often. The MGD, 74E is an Elite female; 8 calves @ 107 ratio avg.

EPDs in the top: 10% WW, 20% YW, 25% TM



JOYCE 39R



MGD: 74E



DIAMOND 53S



47S: FLUSH SISTER TO 53S



44J: MATERNAL SISTER TO 53S & 47S

SSA EAGLE EYE 71Y

SSA 71Y 1621375 01/21/2011



71Y

EPDs / Accuracy

BW	WW	YW	MILK	TM	CE	MCE
+2.4 35%	+45 27%	+79 21%	+18 13%	+41	+4.0 25%	+4.0 10%

B C LOOKOUT 7024
BC EAGLE EYE 110-7
 B C PURE PRIDE ERICA D 110

O C C LEGEND 616L
 GIBBET HILL MIGNONNE E37
 O C C DOCTOR 940D
 CAF PURE PRIDE EXT 99
 LEACHMAN RIGHT TIME
 SITZ EVERELDA ENTENSE 1905
 JAY EN DEE NEW TREND 14B
 ELLANIN PRIDE 9R

71Y

BT RIGHT TIME 24J
SSA DIAMOND 53S
 JAY EN DEE PRIDE 43D

GEST	Actual BW	ADJ. 205	ADJ. 365	133 Day Test / Actual Weights			AOD
				Oct 3 WW	Feb 13 YW	ADG	
282	90	637	1064	770	1105	2.63	5

A deep, loose hided son of Eagle Eye with added fleshing ease. Overall, so balanced in his make-up and very docile. Dam is a deep, wide tank with an excellent udder and the result of a flush from the Diamond-Pride 43D cow.

EPDs in the top: 5% BW, 25% WW, 15% MILK, 25% TM, 3% CE, 10% MCE

BLACK ANGUS YEARLING BULLS



SSA EAGLE EYE 37Y

SSA 37Y 1621358 01/11/2011

EPDs / Accuracy												
BW	WW	YW	MILK	TM	CE	MCE						
+0.0	36%	+43	27%	+85	21%	+22	12%	+44	+10.0	29%	+9.0	8%



B C LOOKOUT 7024
BC EAGLE EYE 110-7
 B C PURE PRIDE ERICA D 110

O C C LEGEND 616L
 GIBBET HILL MIGNONNE E37
 O C C DOCTOR 940D
 CAF PURE PRIDE EXT 99
 CUDLOBE RAINMAKER 39K
 SOUTH SHADOW DIAMOND 13K
 VERMILION DATELINE 7078
 SOUTH SHADOW DIAMOND 3K

GEST	Actual BW	ADJ. 205	ADJ. 365	133 Day Test / Actual Weights			AOD
				Oct 3 WW	Feb 13 YW	ADG	
280	78	598	1019	750	1100	2.63	5

Recommended for heifers. Moderate framed bull with tremendous length and a very quiet disposition. Dam is one of those good 2M daughters.
 EPDs in the top: 5% BW, 25% WW, 15% MILK, 25% TM, 3% CE, 10% MCE



57X: MAT 1/2 BROTHER



DIAMOND 2S



SSA 73W/NETWORTH 113Y

SSA 113Y 1621399 02/06/2011

EPDs / Accuracy												
BW	WW	YW	MILK	TM	CE	MCE						
+4.3	33%	+41	21%	+83	13%	+19	11%	+40	+2.0	19%	+8.0	8%



S A V NET WORTH 4200
SSA 4200 NETWORTH 73W
 SSAP JOYCE 18R

S A V 8180 TRAVELER 004
 S A V MAY 2410
 B/R NEW FRONTIER 095
 SOUTH SHADOW JOYCE 25K
 ROBN MAKIN' WAVES 9F
 DMM MISS ESSENCE 21F
 C A FUTURE DIRECTION 5321
 SOUTH SHADOW DIAMOND 3K

GEST	Actual BW	ADJ. 205	ADJ. 365	133 Day Test / Actual Weights			AOD
				Oct 3 WW	Feb 13 YW	ADG	
283	90	591	1066	655	1050	2.97	4

A moderate, smooth, well made son of 73W, with a nice small head and front-end. Dam is a docile, moderate framed, well balanced cow we showed as a calf. The Sire's dam, 18R and Grand Dam 25K, are both elite Dams with 4 @ 108 and 3 @ 106 respectively.
 EPDs in the top: 25% YW, 20% MCE



MGD: 26N



RUBY 33T



SSA 73W/NETWORTH 147Y

SSA 147Y 1621412 02/21/2011

EPDs / Accuracy												
BW	WW	YW	MILK	TM	CE	MCE						
+1.8	32%	+38	20%	+75	12%	+23	11%	+42	+7.0	19%	+10.0	8%



S A V NET WORTH 4200
SSA 4200 NETWORTH 73W
 SSAP JOYCE 18R

S A V 8180 TRAVELER 004
 S A V MAY 2410
 B/R NEW FRONTIER 095
 SOUTH SHADOW JOYCE 25K
 SOUTH SHADOW RAIN MAN 2M
 SOUTH SHADOW JOYCE 28N
 B/R NEW FRONTIER 095
 SOUTH SHADOW RUBY 63L

GEST	Actual BW	ADJ. 205	ADJ. 365	133 Day Test / Actual Weights			AOD
				Oct 3 WW	Feb 13 YW	ADG	
280	85	632	1071	665	1030	2.74	4

This deep sided bull has nice lines, long deep hip and is structurally sound. All across good numbers. 29T is an ultra feminine cow from the Ruby family. MGD, Ruby 33R, has the 2nd bull in the sale; Tag# 136Y (Page 8).
 TOP: 25% BW, 10% MILK, 15% CE, 8% MCE



MGD: 33R



RUBY 29T

SSA 73W/NETWORTH 181Y

SSA 181Y 1621434 03/24/2011

EPDs / Accuracy

BW	WW	YW	MILK	TM	CE	MCE
+1.7 20%	+45 22%	+82 15%	+21 12%	+44	+7.0 P	+9.5 P

S A V NET WORTH 4200
SSA 4200 NETWORTH 73W
 SSAP JOYCE 18R

S A V 8180 TRAVELER 004
 S A V MAY 2410
 B/R NEW FRONTIER 095
 SOUTH SHADOW JOYCE 25K
 S A F FOCUS OF E R
 MYTTY COUNTESS 906
 JAY EN DEE TRAVELER 23-29C
 JAY EN DEE EILEEN 36D

181Y

MYTTY IN FOCUS
SSA EILEEN 879U
 SOUTH SHADOW EILEEN 5G

GEST	Actual BW	ADJ. 205	ADJ. 365	133 Day Test / Actual Weights			AOD
				Oct 3 WW	Feb 13 YW	ADG	
-	79	595	975	530	870	2.55	3

The second youngest bull in the sale and another very good, no holes, son of 73W's. Good foot and leg structure with lots of bone. Dam is perfectly balanced, with natural thickness, and bred for high maternal. Thrown on is the Net Worth for added growth.

EPDs in the top: 25% BW, 25% MILK, 25% TM, 15% CE, 9% MCE



EILEEN 879U



MGD: 5G



Herd Management the feeding

'Ranch-raised' is a relative term - Normally the papered herd is running with the grade cattle from July 1 to mid-November. The timing of the two different production cycles, in relation to the seasonal conditions (temperature and wind!) dictate the rations. If we calved-out our commercial herd, in the same, less than elaborate conditions (the calving barn is a wee bit drafty) we'd likely manage those grade cattle the same way as the papered herd. Both herds get the same vaccinations and mineral, neither see creep and the rations, when not grazing, come from the same piles of home-grown feed.

The feed program for this year's Angus sale bulls:

OCT/NOV: Free choice long hay
MID-NOV: 15#s TGR, 16#s Silage, 3#s Rolled Barley
DEC: 15#s TGR, 17#s Silage, 4#s Rolled Barley
JAN: 15#s TGR, 18#s Silage, 5.5#s Rolled Barley
FEB: 15#s TGR, 20#s Silage, 6#s Rolled Barley
MAR/APR: 15#s TGR, 20#s Silage, 6.5#s Rolled Barley
 and a Mineral Package

TGR: The ratio of the tubground ration; weaning to Jan was a 50/50 mix of greenfeed and dryland grass/hay. Since early Jan the mix has been 1/3 dryland grass/hay and 2/3 greenfeed. The baled dryland grass/hay is 55% crested wheatgrass/45% alfalfa. The baled greenfeed is an oat/barley mix.

SILAGE: The cereal silage (63% moisture) is an oat/barley mix chopped between the milk and soft dough stages.

Wintered in a 10 acre lot with a hike into the barnyard for water.



The Performance Information

As a further means to improve our herd we have submitted animal data to the Canadian Angus Performance, CAP program. The first data was submitted with the program's initiation and along with EPD data offers another tool for our customer's bull selection.

BW: Actual Birthweight and Adjusted Weights

Adjusted 205 WT
 Weanling weights adjusted to 205 days of age-Dam's age considered in formula

Actual BW	ADJ. 205	ADJ. 365
88	666	1111

Adjusted 365 WT
 Yearling weights adjusted to 365 days of age

205/WW and 365/YW (GAIN) RATIO

Comparison of one calf to all other contemporaries in the group.

RATIO	
WW	100
YW	100

Average being 100.
205 Index: 100
365 Index: 100

Days On Test / Actual Weights / ADG

- The test weights are for performance comparison WITHIN OUR HERD only.
- Consider and keep in mind that feed management differs with each breeder.

133 DAY TEST	
Feb 13	1043
Oct 3	599
ADG	3.00

Age of Dam at Calf's birth

AOD
5



The Elite/Premier Program

Canadian Angus Elite Cow: has a minimum of five calves, four of which must be registered, to determine her regularity of calving and ability to consistently produce calves with a superior weaning weight year after year, display early puberty, breeding and early calving, followed by regularity of calving and high performance offspring. The Canadian Angus Elite Cow Report identifies superior cows in the Canadian Angus herdbook.

Canadian Elite/Premier Cow Criteria

- The cow must be enrolled in the Canadian Angus Performance Program.
- The cow must have a calf with a 205-day weight recorded within the past 18 months.
- The cow's first calf must be born and weaned within 1,000 days.
- The cow must maintain a regular calving interval. (regular is considered to be 365 + 30 days/number of calving intervals)
- The cow must have at least 5 progeny, of which at least 4 must be registered.
- The cow must have an above average weaning weight EPD with an accuracy of at least 25.
- The cow's progeny must all have an above average weaning weight EPD with an accuracy of over 25.

SIRE GROUP PERFORMANCE AVERAGES / EPDS EXPLAINED

Average Performance for our Calves born in 2011

Sire Group	BW	ACTUAL WW	205 Adjusted WW	WW ADG	ACTUAL YW	365 Adjusted YW	YW ADG	LIFE ADG
WF M	86	773	633	2.67	1127	1059	2.66	2.67
WF- F	79	716	586	2.48	967	887	1.88	2.22
EE- M	84	760	617	2.61	1120	1050	2.71	2.65
EE- F	90	693	588	2.43	942	886	1.86	2.18
LO- M	98	820	697	2.92	1130	1070	2.33	2.66
		NO	FEMALES					
MTX-M		NO	MALES					
MTX- F	85	712	597	2.51	1050	971	2.00	2.54
TDR-M	82	760	665	2.88	1089	1063	2.83	2.69
TDR-F	80	733	608	2.58	978	908	1.84	2.26
KG- M	74	697	711	3.01	1180	1170	3.16	3.00
		NO	FEMALES					
BOB- M	92	818	676	2.85	1155	1081	2.53	2.71
BOB- F	94	748	596	2.45	1008	909	1.95	2.23
DEN- M	86	717	594	2.48	1045	992	2.49	2.48
DEN- F	83	709	587	2.46	958	886	1.87	2.20
HRT- M	100	840	652	2.69	1026	1125	2.79	2.80
		NO	FEMALES					
NW- M	89	830	662	2.80	1119	1201	2.88	3.04
		NO	FEMALES					
UPW- M	81	790	663	2.84	1178	1106	2.82	2.75
UPW- F	80	720	618	2.64	990	956	2.20	2.40
92U- M	86	643	633	2.67	950	1003	2.31	2.51
92U- F	83	573	551	2.29	819	861	1.71	2.13
35U-M	84	679	657	2.79	1041	1092	2.72	2.76
35U- F	75	634	611	2.63	893	920	1.86	2.32
73W-M	88	641	634	2.65	1050	1065	3.10	2.73
73W- F	86	684	622	2.61	934	939	1.92	2.31
35R- M	93	619	630	2.65	945	1022	2.45	2.56
35R- F	78	619	630	2.65	780	843	1.70	2.10
MAN- M	79	701	634	2.71	1063	1070	2.73	2.72
MAN- F	72	707	622	2.73	900	859	1.45	2.15

Reference Sires:

- WF - Ankonian Werner Wild Fire 96 (A.I.)
- EE - BC Eagle Eye 110-7 (A.I.)
- LO - BC Lookout (A.I.)
- MTX - Matrix (A.I.)
- TDR - Connealy Thunder (A.I.)
- KING - F V 20K King 308M (A.I.)
- BOB - Salt Creek Bob 7003 (A.I.)
- DEN - SAV 004 Density 4336 (A.I.)
- HRT - SAV Heritage 6295 (A.I.)
- NW - SAV Net Worth 4200P (A.I.)
- UPW - Sitz Upward (A.I.)
- 92U - SSA 104 Freedom 92U (walking sire)
- 35U - SSA 109 IN Focus 35U (walking sire)
- 73W - SSA 4200 Network 73W (walking sire)
- 35R - SSAP Rain On 35R (walking sire)
- MAN - Sydgen Mandate 6079 (A.I.)

- (M) Bulls: Actual Weaning WT taken Oct 3, 2010
Actual Yearling WT taken Feb 13, 2011
- (F) Heifers: Actual Weaning WT taken Oct 4, 2010
Actual Yearling WT taken Feb 15, 2011

Based on Spring 2012 EPDs Black Angus

Average Black EPDs for all Calves born in 2011						
BW	WW	YW	MILK	TM	CE	MCE
+2.8	+42	+74	+17	+38	+1.8	+5.0

How To Read EPDs and Performance Data

EPD's are a measure of the expected differences in performance of a sire's/dam's progeny when compared to the average progeny of all sires/dams evaluated within the same breed. This prediction is based on actual performance, progeny performance and relatives' performance.

- ~ EPDs can be used to compare bulls/cows from different herds.
- ~ EPDs cannot be used to compare bulls/cows of different breeds.
- ~ EPDs allow breeders to estimate a young animal's breeding value that animal's value as a parent
- ~ EPDs allow a fair comparison of breeding value by removing environmental bias such as climate, feed and special management
- ~ EPDs the best tool available to compare animals between herds, countries and year of birth
- ~ EPDs help breeders make informed decisions regarding breeding stock selection by evaluating numerous traits, such as growth related traits (BW, WW, YW, Milk)

Interim EPDs - are indicated by an "I" preceding the EPD value. Interim EPDs are available for animals that were not included in the National Cattle Evaluation. The accuracy of Interim EPDs is generally indicated by a 5% percentile, as there is less data used to produce these estimates. A pedigree estimated EPD (PE) is the average of two parental EPD values (½ sire, ½ dam).

- BIRTH WEIGHT (BW): The birth weights of a bull's/cow's progeny when compared to the breed average, in pounds. Negative values indicate lighter BW while positive numbers indicate heavier.
- WEANING WEIGHT (WW): The adjusted weaning weights of a bull's/cow's progeny when compared to the breed average, in pounds.
- YEARLING WEIGHT (YW): The adjusted yearling weights of a bull's/cow's progeny when compared to the breed average, in pounds.

continued...

EPD INFORMATION

- **MILK:** A measure of the amount of pre-weaning performance gained by calves which can be attributed to the milking ability of a bull's/cow's daughters. The EPD is expressed in pounds of calf.
- **TOTAL MATERNAL [TM]:** Indicates the performance based on the calf's inherent genes for growth (WW EPD) and the influence of his mother's milk EPD. It is an indication of the weight of calf a bull's daughter will wean.
- **CALVING EASE DIRECT (CE) EPD** – the average difference in ease with which a sire's calves will be born when he is bred to first calf heifers.
- **MATERNAL CALVING EASE (MCE)** – is expressed as a difference in percentage of unassisted births with a higher value indicating greater calving ease in first-calf daughters. It predicts the average ease with which a sire's daughters will calve as first-calf heifers when compared to daughters of other sires.
- **ACCURACY (%)**: the reliability that can be placed on the EPDs.

An accuracy of close to 100 indicates higher reliability. Accuracy is impacted by the number of progeny and ancestral records included in the analysis.

Low accuracy = less than 40

Low to medium accuracy = 40 – 60

Medium to High accuracy = 60 – 80

High accuracy = greater than 80

EPDs / Accuracy							AOD						
BW	WW	YW	MILK	TM	CE	MCE							
+2.8	61%	+42	48%	+74	45%	+17	21%	+38	+1.8	39%	+5.0	15%	10

Accuracy is the measure of reliability of an EPD. Higher percentiles, indicate larger amounts of available information and greater certainty that a bull's EPD will not change significantly as more progeny information becomes available.

The Possible Change table, can help a producer determine the involved risk associated with an EPD by considering the possible change value for each trait at various accuracy levels.

For example, an animal with an accuracy of 10% can expect its BW EPD to change ± 2.4 pounds, whereas an animal with an accuracy of 80% can expect its BW EPD to change ± 0.5 pounds.

Accuracy values should be printed in sale catalogues. Without an accuracy level, you have no way to gauge how much that EPD is likely to change as that animal gets older and more information is available on it.

BLACK ANGUS — POSSIBLE CHANGE TABLE

Accuracy %	BW	WW	YW	Milk
100	0	0	0	0
90	0.26	1.16	1.70	0.97
80	0.53	2.32	3.40	1.94
70	0.79	3.48	5.11	2.91
60	1.05	4.64	6.81	3.88
50	1.31	5.80	8.51	4.85
40	1.58	6.96	10.21	5.82
30	1.84	8.12	11.92	6.79
20	2.10	9.27	13.62	7.76
10	2.36	10.43	15.32	8.73

Generally ... accuracies above 50% are available (earned) by having progeny in large numbers (ex: semen sales) or a consistency of pedigree/related matings (ex: line bred programs). Females producing well into their teens will also earn a higher accuracy value.

HOW TO USE EPDS

EPDs can be useful tools when planning breeding programs, however, remember that they are not perfect or absolute. EPD's are a measure of the expected differences in performance of a sire's/dam's progeny when compared to the average progeny of all sires/dams evaluated within the same breed. This prediction is based on actual performance, progeny performance and relatives' performance.

... and correlations of the traits a breeder wants to improve upon within the herd. Some traits are more heritable than others, resulting in swift progress being made in comparison to other less heritable traits.

Attention should be paid to the heritability:

Trait	Heritability Range	Level
reproductive	less than 0.20	low
growth	0.20 – 0.40	moderate
carcass	greater than 0.40	high

Also, many traits are correlated meaning that the expression of one trait is related to the expression of another trait. The correlation between traits can be either positive or negative and close attention should be paid to these relationships, when developing selection criteria in a breeding program.

Understanding the heritability and the effects of correlation between traits will aid in developing a genetic selection program that will optimize improvement on desired traits while minimizing undesirable side effects.



HOW TO USE EPDS IN SIRE SELECTION

Each individual breeder must set his own selection goals, based on the needs of his operation, the situation for that trait in his herd, and his production environment.

It would be easier if we could assume that the highest EPDs are the best. Unfortunately, it isn't that simple. Like most decisions, using EPDs for sire selection involves tradeoffs. For example, bulls with high growth EPDs may sire calves with a higher birth weight as well. And there may be other impacts on your operation to consider.

For example, when breeding heifers it is desirable to produce calves with lower birth weights, so a breeder may want to pay special attention to birth weight EPDs of prospective bulls. If all calves were sold as feeders, the milk EPD would generally not rate much attention. Yearling weight will be important if you want to ensure finished steers in the appropriate weight range.

It should also be kept in mind that reaction to selection can differ from trait to trait. This is because some traits have higher heritability than others, and are more easily passed to offspring. For instance growth traits such as weaning weight respond faster to selection, than reproductive traits such as age at first calving.

A balance of traits is required, and the perfect balance for you will depend on your climatic, nutritional and economic environment, as well as the management goals you have set for your herd.

One way to select for several traits are to set minimum and maximum acceptable levels for each trait, and then choose sires that meet criteria. Another method would be rank all sires, on each trait, then develop a weighted index which ranks each bull from one (most desirable) to five for each trait. The bull with the lowest total score would be your first choice.

A SAMPLE SIRE SUMMARY EVALUATION

Bull	BW		WW		YW		Milk	
	EPD	Acc.	EPD	Acc.	EPD	Acc.	EPD	Acc.
A	6.6	0.75	31.3	0.75	39.5	0.68	-5.6	0.58
B	0.1	0.82	14.6	0.83	24.6	0.80	6.0	0.73
C	0.0	0.89	0.3	0.89	11.1	0.88	18.9	0.87
D	-5.9	0.87	-3.8	0.87	-14.4	0.86	10.3	0.85

Producer 1 is looking for a sire that can be used on heifers; he wants a bull that will produce low birth weights and he wants to keep some heifer calves as replacements. Growth performance is not his first priority. The sire that fits his needs is sire D. He has a low birth weight EPD and above-average milk EPD.

Producer 2 has a sound-breeding program; he is looking for a sire that will maintain performance and milking ability. He will select a bull that will increase growth performance and milk while maintaining calving ease. Sire B is his choice.

Producer 3 has a herd of above-average-frame cows and is not planning on keeping heifers as replacements. She is looking for a bull that will give her the most profit at weaning. Sire A will give her the best result in weaning weight. If heifers are kept as replacements, they will, on average, be inferior for maternal milk.

Producer 4 wants to maintain his calving performance and growth performance but would like to increase the milking ability in his females. Sire C is his choice.



R.I.P Cody
1979 - 2011



◀ ▶ *Bulls sell in catalogue order* ▶ ▶
 For your convenience the tag #s of recommended *Calving Ease Bulls*
 are marked with a 'black background'

TAG #	SIRE	COW FAMILY / DAM #	PAGE
Yearling Black Angus Bulls			
125Y	Freedom 92U	Ruby 846	8
136Y	Freedom 92U	Ruby 33R	8
165Y	Freedom 92U	Errolline 22R	9
85Y	Freedom 92U	Joyce 18T	9
35Y	Net Worth 4200	Diamond 25R	9
44Y	Focus 35U	Errolline 921	10
111Y	Focus 35U	Pride 933	10
149Y	Focus 35U	Diamond 934	11
128Y	Focus 35U	Errolline 937	11
87Y	Focus 35U	Georgina 884	11
48Y	Upward	Eileen 49R	12
104Y	Upward	Akita 69T	13
22Y	Upward	Eileen 818	13
12Y	King	Akita 904	14
88Y	Bob	Errolline 10T	15
86Y	Bob	Diamond 20P	15
47Y	Thunder	Eileen 32S	16
30Y	Thunder	Akita 9139	16
77Y	Thunder	Errolline 55T	17
112Y	Mandate	Ruby 837	17
102Y	Mandate	Errolline 807	17
54Y	Mandate	Eileen 9108	18
27Y	Density	Akita 31N	18
39Y	Density	Joyce 18R	19
145Y	Density	Akita 17S	19
89Y	Networth 73W	Errolline 878	19
119Y	Networth 73W	Eileen 36D	20
183Y	Networth 73W	Akita 812	20
51Y	Wild Fire	Joyce 2P	25
25Y	Wild Fire	Ruby 883	25
836Y	Basin Max	Ellen 143U	27
143Y	Basin Max	Favorite 143Y	27
Two Year Old Black Angus Bulls			
75X	Density 26T	Lavender Lady 756T	28
96X	Final Answer	Eugenie 96P	28
89X	Density 26T	Ruby 89T	28
16X	Density 26T	Jennifer 16	29
56X	Density 26T	Lavender Lady 56	29
78X	Total	Blackbird 278	29

TAG #	SIRE	COW FAMILY / DAM #	PAGE
Yearling Black Angus Bulls			
162Y	Rain On 35R	Akita 39S	30
159Y	Rain On 35R	Patsy 23L	30
139Y	Focus 35U	Diamond 920	31
101Y	Focus 35U	Diamond 931	31
81Y	Focus 35U	Errolline 9109	31
36Y	Focus 35U	Eileen 986	32
127Y	Focus 35U	Errolline 908	32
7Y	Heritage	Errolline 42N	32
75Y	Mandate	Diamond 13K	33
96Y	Mandate	Joyce 77T	33
105Y	Bob	Akita 47R	33
8Y	Bob	Akita 19S	34
72Y	Wild Fire	Diamond 16R	34
63Y	Wild Fire	Eileen 36L	34
172Y	Freedom 92U	Eileen 78T	35
155Y	Freedom 92U	Blackbird 52T	35
160Y	Freedom 92U	Eileen 30N	35
166Y	Freedom 92U	Diamond Mist 15T	36
109Y	Thunder	Akita 51U	36
83Y	Thunder	Akita 54T	36
94Y	Lookout	Joyce 39R	37
71Y	Eagle Eye	Diamond 53S	37
37Y	Eagle Eye	Diamond 2S	38
113Y	Networth 73W	Diamond 33T	38
147Y	Networth 73W	Ruby 29T	38
181Y	Networth 73W	Eileen 879	39

*Please bring this catalogue
with you to the sale.*

<http://www.agrimart.ca/cowtown/>
Streaming Video from ring side for online viewing and bidding



Thank You To Our 2011 Customers


L Armstrong* ~ Cypress Farming Co* ~ J & B Schwan
C Richardson* ~ C & N Schock* (2) ~ Arndt Ent Ltd*
76 Grazing Co-op* ~ M Darling* ~ Carmichael Farming Co
Ternes Land & Cattle (x2) ~ B Whitney* ~ T & C Leismeister*
Baynton Ranch* ~ B Armstrong* ~ Hanson Ranches*
A Haggart ~ J Whitney* (x3) ~ Oberle Farms
Eview Farming Co ~ P DeMars* ~ A & L Frank*
Cross C Cattle* ~ D & S Roy (x2) ~ Nicol Ranch ~ Newell Angus*
Horton Ranch* (x3) ~ Speargrass Cattle Co ~ K Elliott*
R & C Weiss ~ T & T Jacksteit* (x2) ~ K Thierman
G Purves (x2) ~ J Blakley* ~ Wilfley Holdings*
** repeat customers*

BIDDERS, BUYERS AND SPECTATORS, THANK YOU FOR YOUR SUPPORT

Safe trip home and see ya'll next year.

RETURN TO
The Delorme's
Box 28, Robsart, SK
S0N 2G0

Your Choice
ANGUS BULL SALE



Give us a call or look us up. . .
at the ranch or on the web

www.DelormeAngus.ca

PRINTED IN CANADA FOR FREE DISTRIBUTION